



Alfa Laval Fincoil L/J

HVAC heating and cooling coils

General information & application

Alfa Laval Fincoil L/J coils can be used for any industrial or HVAC application where air needs to be cooled or heated by means of liquids or any other heat transfer media suitable for copper tubing.

The internal heat transfer medium used in coil types L and J is water. In coil types LG and JG the medium is glycol or other solutions suitable for copper tubing. Types Lx and Jx are evaporator and condenser coils for halocarbon refrigerants. Special coils are also available for OEM-applications.

Coil types

- **F5 coil**
 - Tube pitch 35x30.31 mm staggered.
 - Cu tubes 13.3 mm OD, aluminium fins.
 - Fin spacing 2, 2.3, 2.5, 3, 4, 5, 6 and 7 mm.
(12 mm fin spacing available for limited no. of coil sizes)
 - Frame material: aluminium or galvanized steel.
 - Special coils F5-E (copper or epoxy coated fins, stainless steel frame, custom frame dimensions).
- **F2 coil**
 - Tube pitch 28.87x25 mm staggered.
 - Cu tubes 10 mm OD, aluminium fins.
 - Fin spacing 2, 2.5, 3, 4 and 5 mm.
 - Frame material aluminium.
 - Special coils F2-E (frame material galvanized or stainless steel, custom frame dimensions).

All coils will be quoted on request.

Design pressure

Design pressures DX 33 bar, brine 6 bar.
Each heat exchanger coil is leak tested with dry air.



Fincoil L / J heating & cooling coils

Features

- For all coil types, the tubes are attached to the fins by mechanical expansion and fin collars extend over the entire tubing surface (excl. 12 mm fin spacing).
- The staggered tube arrangement in combination with corrugated fins provide excellent heat transfer efficiency.
- G 1/4" plugs are fitted for draining and venting on types L, LG, J and JG. If required, a G 1/4" socket is also provided for an anti-freezing thermostat.
- A separate drip tray with drain connection for the removal of water that is condensing on the coil surface is provided for coil types J, JG or Jx.
- The tube connections on the coils (as seen in air flow direction) can be either right- or left-hand sided.
- Unless otherwise specified, the coil is arranged in accordance with the counter-flow principle.



Heating coils L



Cooling coils J

Standard coil dimensions

	F5	F2
A	max. 9900, steps 50 mm	max. 2100, steps 10 mm
B	max. 2380, steps 35 mm	max. 808, steps 28.87 mm
C	max 363.7 mm, depth rows x 30.3 mm	max 200 mm, depth rows x 25 mm
D	A + 100 mm	A + 100 mm
E	B + 100 mm	B + 100 mm
F	C + 80 mm (L, LG, Lx)	C + 60 mm (L, LG, Lx)
F	C + 120 mm (J, JG, Jx)	C + 60, min. 160 mm (J, JG, Jx)

Installation

A coil can be installed in a vertical or horizontal position, but the finned tubing must always be horizontally. When a cooling coil is to be installed horizontally, the drip tray will not be supplied with the unit. To ensure proper venting, liquid is fed from the underside on liquid circulated models. The frame around the finned tubing is used for mounting the coil by means of either bolts or slide strips.

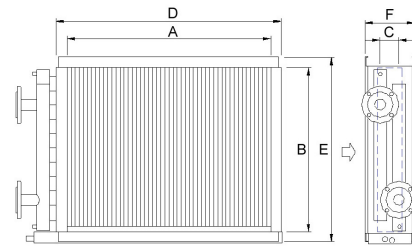
Certifications

The Alfa Laval quality system is in accordance with ISO 9001 and ISO 14001. All products are manufactured according to PED regulations.

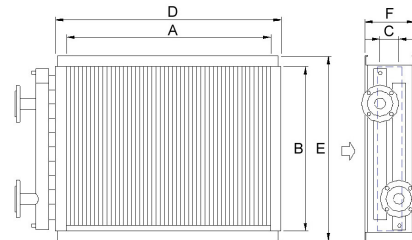
Code description

F5	-	L	E	-	1200	-	840	-	3	-	2.5	-	O	-	T	-	Y	-	9	-	DN50
1	2	3	4	5	6	7	8	9	10	11	12										

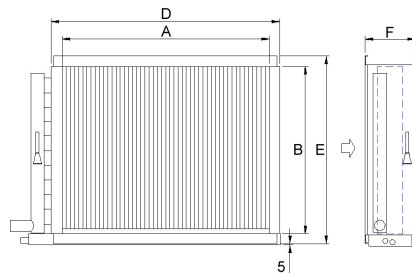
- Coil type
- Application (L = heating coil water, LG = heating coil glycol or other solutions, J = cooling coil water, JG = cooling coil glycol or other solutions, Jx = DX cooling coil 404A, R134a, etc., Lx = condenser, R404A, R134a, etc.).
- Special coil model
- Dimension of finned part A (mm)
- Dimension of finned part B (mm)
- Depth of coil (number of tube rows)
- Fin spacing (mm)
- Side of pipe connections in flow direction (O = right V = left)
- G 1/4" socket for anti-freezing thermostat (on request only)
- Air flow direction (Y = air flow upwards, A = air flow downwards (J, JG and Jx without drip tray) (on request only)
- No. of circuits
- Tube connection G = threaded (up to G1 1/2" internal), DN = flange (from DN50 upwards), Cu = copper connection tube*



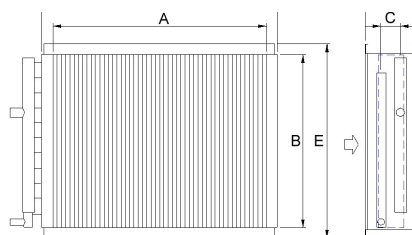
Cooling coil J and JG
Cooling medium: water, glycol etc.



Heating coil L and LG
Heating medium: water, glycol, etc.



Cooling coil Jx, direct evaporation
Cooling medium: R404A, R134a, etc.



Condenser coil Lx
Heating medium: R404A, R134a, etc.

* Examples Cu connection tube

- L/J: -9-Cu28
- Lx: -9-Cu42/28
- Jx: -9 a/b/c-Cu28

42/28 = tube diameter in/out
a/b/c = code for distributor diameter (a=4, b=5, c=6 mm)

How to contact Alfa Laval

Up-to-date Alfa Laval contact details for all countries are always available on our website at www.alfalaval.com