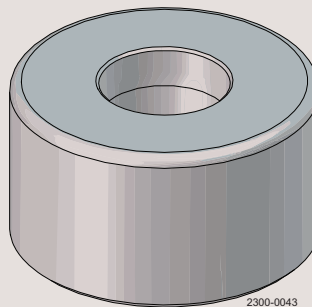
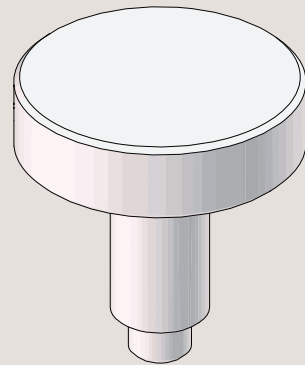




Instruction Manual

Unique Mixproof mounting tool for lip seal



100006334-EN1

2022-03

Original manual

The information herein is correct at the time of issue but may be subject to change without prior notice

1. Mounting tool for lip seal	4
1.1. Steps for mounting lip seal	4
2. Parts list	5
2.1. Parts list	5

1 Mounting tool for lip seal

The Mounting Tool for lip seal is available for safe and fast replacement of lip seal in Unique Mixproof Valves.

This tool applies to the following valves:

- Unique Mixproof Standard For Valve Sizes DN/OD 38 &/ DN40 & DN/OD51 & DN50
- Unique Mixproof 3-Body Valve Size DN/OD51 & DN50
- Unique Mixproof 3A For Valve Sizes DN/OD 38 &/ DN40 & DN/OD51 & DN50
- Unique Mixproof Valve CP-3 For Valve Sizes 1 1/2" and 2"

1.1 Steps for mounting lip seal

Step 1

Put the upper plug in a support

* Make sure the white guide ring is in the plug

Step 2

Lubricate the surface inside the base tool if necessary

Step 3

Place the base tool, small hole facing down, on top of the plug.

Step 4

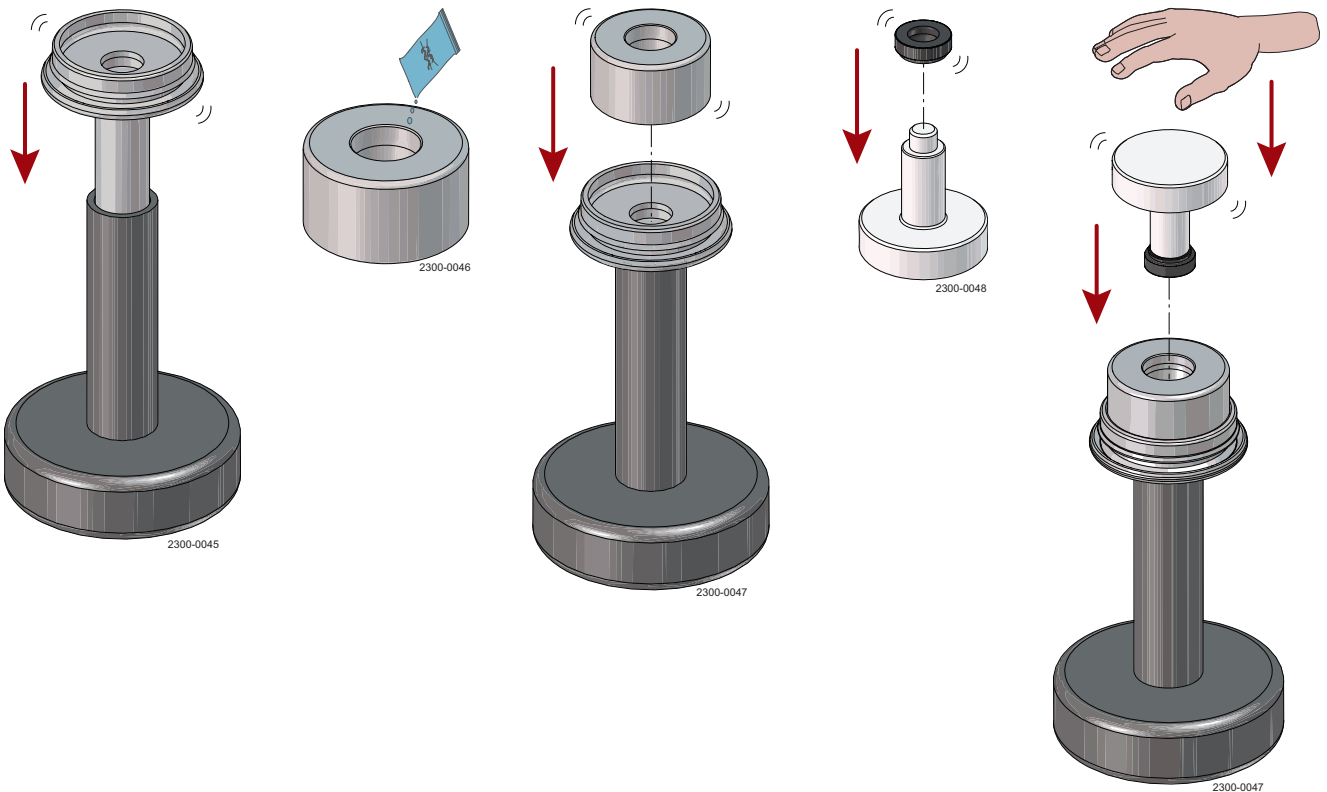
Place the lip seal, narrow end down, on the press tool.

Step 5

Push the press tool until the lip seal is in place in the upper plug.

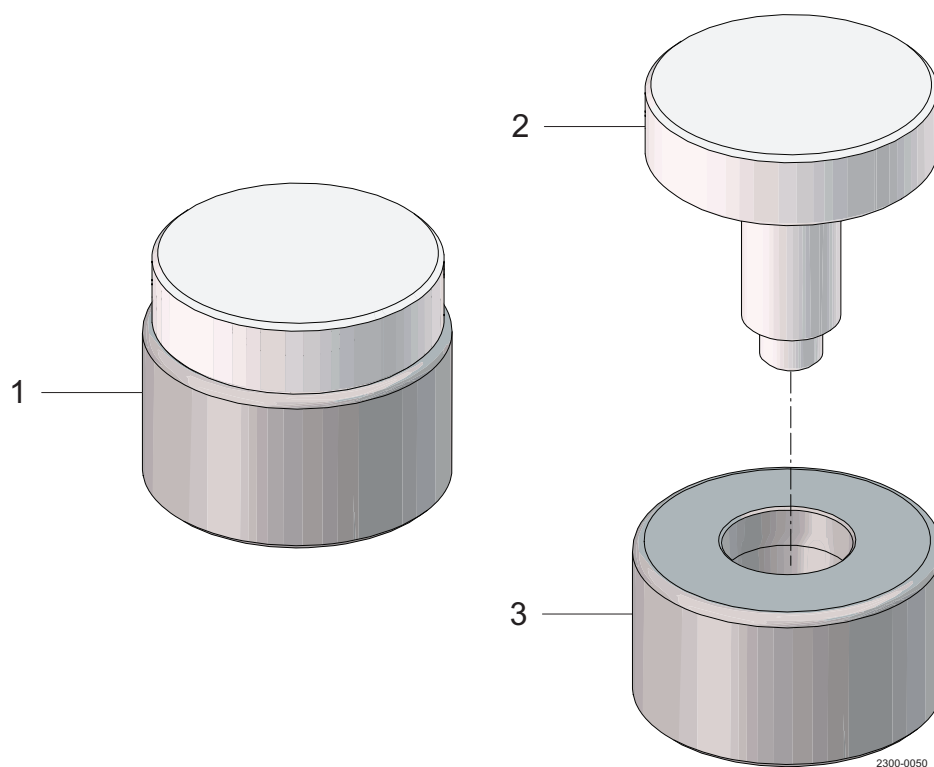
Step 6

Now lip seal is mounted



The Mounting Tool for lip seal is available for safe and fast replacement of lip seal in Unique Mixproof Valves.

2.1 Parts list



2 Parts list

The Mounting Tool for lip seal is available for safe and fast replacement of lip seal in Unique Mixproof Valves.

Parts list

Pos.	Qty	Denomination
1	1	Mounting tool for lip seal cpl.
2	1	Mounting tool press
3	1	Mounting tool base

How to contact Alfa Laval

Contact details for all countries are continually updated on our website.

Please visit www.alfalaval.com to access the information directly.

© Alfa Laval Corporate AB

This document and its contents is owned by Alfa Laval Corporate AB and protected by laws governing intellectual property and thereto related rights. It is the responsibility of the user of this document to comply with all applicable intellectual property laws. Without limiting any rights related to this document, no part of this document may be copied, reproduced or transmitted in any form or by any means (electronic, mechanical, photocopying, recording, or otherwise), or for any purpose, without the expressed permission of Alfa Laval Corporate AB. Alfa Laval Corporate AB will enforce its rights related to this document to the fullest extent of the law, including the seeking of criminal prosecution.