



Alfa Laval Access Tank Cover - Oval Type O

Tank Covers

Introduction

The Alfa Laval Access Tank Cover - Oval Cover Type O is a stainless steel manway cover that provides a secure fit for openings of tanks or containers. It offers a quick, easy and convenient means of entry and egress to interiors of static tanks. It also provides a closeable means of access to the interior of the vessel, situated above or below the liquid level on the side of the tank.

Application

The Access Tank Cover - Oval Cover Type O is designed for use in a wide range of applications across the dairy, food, beverage, wine and many other industries.

For installation on the of tanks or vessels.

Benefits

- Versatility to cover all tank needs
- Swing flexibility due to optional hinge, for opening inwards, outwards or sideways

Standard design

The construction of Alfa Laval Tank covers varies, depending on the model. The Access Tank Cover - Oval Cover Type O consists of electropolished stainless steel cover and brushed frame with seals in EPDM, NBR, FPM or Q (silicone). To enable physical entry into the tank, the tank cover swings inwards or outwards, depending upon the model. Tank covers can be positioned above and below liquid level to meet different application requirements. Optional external and internal hinges are available to meet various requirements.

Alfa Laval Tank covers are available in AISI 304 or AISI 316L stainless steel. Surface finishes include electro-polished lid and brushed frame and vary from Ra 0.8 to Ra 3.0. In addition, 3.1 Material Certifications in accordance with EN 10204 are supplied with the cover. For more information, please refer to documentation and the Tank cover selection guide (.pdf 1 250 KB)

Working principle

Open the cover by loosening the handle. This range includes covers with various openings. For inspection purposes there are covers with inwards opening. If it is necessary to physically enter the tank there are covers with outwards and/or side-swing openings.

The 544x440 oval cover must be ordered according to the tank diameter in steps from 1.5 to 4 m. The 510x370 oval cover must be ordered according to the tank diameter in steps from 1.3 to 4 m. For a tank diameter between 1.5 and 2.1 m, the steps are 50 mm. If the tank diameter is between two steps, the higher diameter should be chosen when the tank diameter is 20 mm above one step. For tank diameter between 2.1 and 4.0 m, the steps are 100 mm. If the tank diameter is between two steps, the higher diameter should be chosen when the tank diameter is 40 mm above one step.



Certificates

3.1 (cover and frame are supplied with material certificate 3.1 according to EN10204)

PHYSICAL DATA

Materials	
Steel parts:	1.4301 (304) or 1.4404 (316L)
Plastic parts:	Nylon
Seal:	EPDM, NBR, FPM or Silicone
Cover finish	
Internal:	Electropolished Less Ra 0,8µm
Frame	
Internal:	Brushed Ra≥3.0 µm
External:	Ra≥3.0 µm
Temperature	
NBR	-30° / 110° C
SILICON (Q)	-50° / 200° C
(EPDM, not oil or fat)	-15° / 90° C
(FPM flourinated rubber)	-10° / 250° C

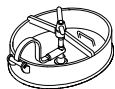
Covers placed below liquid level

Cover shape	Type	Function	Pressure Range* bar
Oval	O-440X320IO	Static tank	1.3
Oval	O-490X395IO	Static tank	2.7
Oval	O-440X320IO	Static tank	1.3
Oval	O-510X370IO	Static tank	3.2
Oval	O-544X440IO	Static tank	2.8
Oval	O-542X446IO	Static tank	2.8
Oval	O-659x534IO	Static tank	4

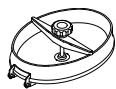
* Calculated max. pressure (bar).



O-440x320IO
External hinge



O-490x395IO



O-440x320IO
Internal hinge



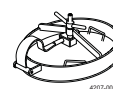
O-544x440IO



O-510x370IO



O-542x446IO



O-659x534IO

Alfa Laval reserves the right to change specifications without prior notification.

How to contact Alfa Laval

Contact details for all countries are continually updated on our website. Please visit www.alfalaval.com to access the information direct.