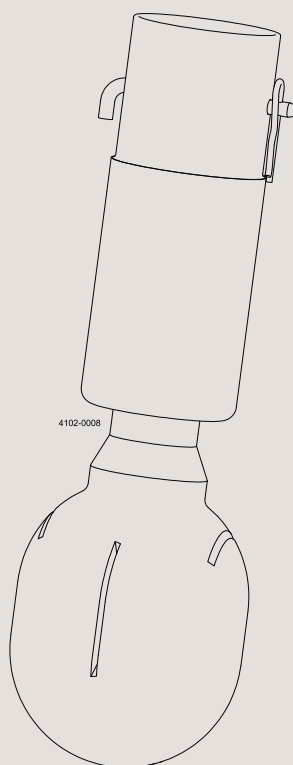




Instruction Manual

Alfa Laval Toftejorg™ Rotary Spray Heads MultiMidget & MultiMagnum



Covering: Standard versions
First published: 2014-04

ESE02830-EN7 2022-10

Original manual

The information herein is correct at the time of issue but may be subject to change without prior notice

1. Declarations of Conformity	4
2. Safety	6
2.1. Important information	6
2.2. Warning signs	6
3. Introduction	7
3.1. Introduction	7
3.2. Intended Use	7
3.3. Patents and Trademarks	8
3.4. Quality System	8
4. Installation	9
4.1. Functioning	9
4.2. General Installation Instructions	10
4.3. General Safety Precautions	10
5. Operation	11
5.1. Normal Operation	11
5.2. Safety precautions	11
6. Maintenance and Repair	12
6.1. Service - Recommended Service Intervals	12
7. Technical Data	13
7.1. Alfa Laval Toftejorg MultiMidget	13
7.2. Alfa Laval Toftejorg MultiMagnum	16
8. Product Programme	19
8.1. Product Programme	19
9. General Information	21
9.1. Service & Repair	21
9.2. How to contact Alfa Laval Kolding A/S	21

1 Declarations of Conformity

EU Declaration of Conformity

The Designated Company

Alfa Laval Kolding A/S, Albuen 31, DK-6000 Kolding, Denmark, +45 79 32 22 00

Company name, address and phone number

Hereby declare that

Rotary Spray Head

Designation

MultiMidget, MultiMagnum

Type

Serial number from 2015-0001 to 2030-99999

is in conformity with the following directives with amendments:

- Machinery Directive 2006/42/EC

The person authorised to compile the technical file is the signer of this document.

Global Product Quality Manager

Title

Lars Kruse Andersen

Name

Kolding, Denmark

Place

2022-10-01

Date (YYYY-MM-DD)



Signature

This Declaration of Conformity replaces Declaration of Conformity dated 2016-02-01



1 Declarations of Conformity

UK Declaration of Conformity

The Designated Company

Alfa Laval Kolding A/S, Albuen 31, DK-6000 Kolding, Denmark, +45 79 32 22 00

Company name, address and phone number

Hereby declare that

Rotary Spray Head

Designation

MultiMidget, MultiMagnum

Type

Serial number from 2015-0001 to 2030-99999

is in conformity with the following directives with amendments:

- The Supply of Machinery (Safety) Regulations 2008

Signed on behalf of: Alfa Laval Kolding A/S

Global Product Quality Manager

Title

Lars Kruse Andersen

Name

Kolding, Denmark

Place

2022-10-01

Date (YYYY-MM-DD)

Signature

DoC Revison_01_102022



2 Safety

Unsafe practices and other important information are emphasized in this manual.

Warnings are emphasized by means of special signs.

Always read the manual before using the tank cleaning machine!

2.1 Important information

WARNING

Indicates that special procedures must be followed to avoid serious personal injury.

CAUTION

Indicates that special procedures must be followed to avoid damage to the tank cleaning machine

NOTE

Indicates important information to simplify or clarify procedures.

2.2 Warning signs

General warning:



3.1 Introduction

This manual has been prepared as a guide for installing, operating and maintaining your Alfa Laval Toftejorg Rotary Spray Head tank cleaning machine. Should you require further assistance, our Technical Sales Support department and worldwide net of sales offices will be pleased to help you. Please quote the type, article and serial numbers with all of your enquiries; this helps us to help you.

Important information:



Before installing the machine and setting it into operation, carefully read the General Installation Instructions (page 10) and the Safety Precautions (page 10) and take all necessary precautions according to your application and local regulations.

NOTE

The illustrations and specifications contained in this manual were effective at the date of printing. However, as continuous improvements are our policy, we reserve the right to alter or modify any unit specification on any product without prior notice or any obligation

The English version of the instruction manual is the original manual. We make reservations in regard to possible mistranslations in language versions of the instruction manual. In case of doubt, the English version of the instruction manual applies.

3.2 Intended Use

The end-user should verify:

- that the tank cleaning machine is in conformity with respect to tank, vessel or container size in which it is used.
- that the construction materials (both metallic and non-metallic) are compatibility with product, flushing media, cleaning media, temperatures and pressure under the intended use.

Important information:



Liquid inlet pressure: Maximum 3 bar.

Steam cleaning: If stream cleaning is done through the machine, the steam pressure must not cause the machine to rotate.

See General Installation Instructions on page 10 of this manual for information on recommended installation position.

3 Introduction

3.3 Patents and Trademarks

This Instruction Manual is published by Alfa Laval Kolding A/S without any warranty. Improvements and changes to this Instruction Manual may at any time be made by Alfa Laval Kolding A/S without prior notice. Such changes will, however, be incorporated in new editions of this Instruction Manual.

Alfa Laval, Kolding A/S. All rights reserved.

The Alfa Laval logotype is a trademark or a registered trademark of Alfa Laval Corporate AB. "Toftejorg" is a trademark or registered trademark of Alfa Laval Kolding A/S. Other products or company names mentioned herein may be the trademarks of their respective owners. Any rights not expressly granted herein are reserved.

3.4 Quality System

The Alfa Laval Toftejorg Rotary Spray Head is produced according to Alfa Laval Kolding's ISO-9001 international Standard certified quality system. All parts are made from certified material.

4.1 Functioning

The Alfa Laval Toftejorg Rotary Spray Heads are tank cleaning machines intended for industrial use in tanks, vessels and containers under typical CIP procedures. They have a broad range of application areas within food and chemical industries.

The Alfa Laval Toftejorg Rotary Spray Head is a sanitary cleaning device of the rotating fan spray type for permanent installation that provides a cleaning pattern from 180° - 360°. The machine is completely self-cleaning when installed in its self-draining position (see page 10). All product contact surfaces are AISI 316 stainless steel (or better corrosion vice).

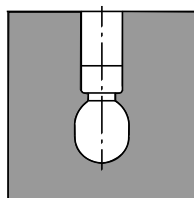
The cleaning device is lubricated by the cleaning media. No oil, grease or other lubricants are used.

The Alfa Laval Toftejorg Rotary Spray Head is designed for use in food and dairy processing applications. It may be used in reactors, mixing/processing tanks, spray dryers and other process equipment with a volume from 0.1 – 50 m³ (22 - 10,998 US gallons) and storage tanks up to 125 m³ (27496 US gallons). For larger volumes, multiple Alfa Laval Toftejorg Rotary Spray Heads may be applied.

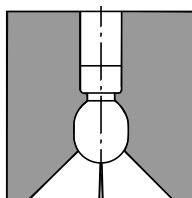
Application assistance and optimal position recommendation is available.

The flow of the cleaning media causes the spray head of the Alfa Laval Toftejorg Rotary Spray Head to rotate, with fans laying out a swirling pattern throughout the vessel. This generates a vibrating impact and cascading flow that covers all internal surfaces of the tank or reactor. The device's self-cleaning feature is achieved by directing the cleaning media through the rotating bearing and onto the neck of the elongated spray head. With its double ball race design, the Alfa Laval Toftejorg MultiMidget og MultiMagnum can be installed in any angle.

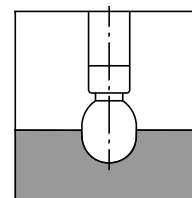
Spray Pattern



360°



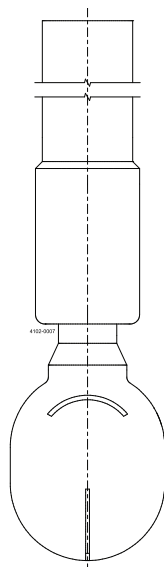
270°



180°D

4 Installation

4.2 General Installation Instructions



Self draining position

Warning:



Recommended installation position:

Due to the double ball bearing, the Alfa Laval Toftejorg MultiMidget and MuliMagnum can be installed in any angle. The unit is self-drainable when positioned vertical (upright or upside down).

It is recommended to install a filter with mesh size 250 µm (0.01") in the supply line to avoid particles, scale et cetera from clogging the inside of the Alfa Laval Toftejorg Rotary Spray Head.

Before installation, all supply lines and valves must be thoroughly flushed to remove remains from welding, grinding dust, scale and other foreign matter. During handling and installation treat the machine with care in order not to damage the fine surface of the machine.

Note: The machine shall be installed in accordance with national regulations for safety and other relevant regulations and standards. In EU-countries the complete system must fulfil the EU-Machine Directive and depending of application, the EU-Pressure Equipment Directive and other relevant Directives and shall be CE-marked before it is set into operation.

4.3 General Safety Precautions

The Alfa Laval Toftejorg Rotary Spray Head is intended for use inside a tank only, and must not be operated in open air or when the tank is open.

Warning:



Precautions shall be made to prevent starting the cleaning operation, while personnel are inside the tank or otherwise can be hit by water jets from the cleaner head.

5.1 Normal Operation

Cleaning Media

Use only media compatible with Stainless Steel AISI 316/316L and SAF 2205. Normal detergents, moderate solutions of acids and alkalis are acceptable. Aggressive chemicals, excessive concentrations of chemicals at elevated temperatures, as well as certain solvents hydrochlorides should be avoided. If in doubt contact your local Alfa Laval sales office.

Pressure

Please make sure that the connections are correctly mounted before opening of the washing valve. Apply pressure gradually to avoid hydraulic shocks, which might stress mechanical parts in the Alfa Laval Toftejorg Rotary Spray Head cleaner. Maximum pressure difference is 3.0 bar.

Draining using compressed air

If the machine is drained using compressed air, then the compressed air pressure must not cause the machine to rotate. Draining should always be done inside the tank.

Steam cleaning

If steam cleaning is done through the machine, the steam pressure must not cause the machine to rotate.

Temperature

The maximum recommended cleaning fluid temperature is 95°C. The maximum recommended steam temperature is 140°C. The maximum ambient temperature is 140°C.

After use cleaning

After use flush the machine with fresh water. Cleaning media should never be allowed to dry or settle in the system.

5.2 Safety precautions

The Alfa Laval Toftejorg Rotary Spray Head is intended for use inside a tank only, and must not be operated in open air or when the tank is open.

Warning:



Hot chemicals and steam under pressure may be used for cleaning and sterilizing. Protect against scalding and burning. Never tamper with or try to open clamps or other connections while system is in operation. Make sure that system is depressurized and drained before disassembly.

The cleaning jets impinging the tank surface are a source of noise. Depending on pressure and distance to the tank walls, noise level may reach up to 85 dB.

Warning:



Tanks may contain poisonous/hazardous products or products which represent an environmental or safety risk. Never open tank and dismount the machine without checking previous tank contents and necessary precautions.

6 Maintenance and Repair

In case of extensive machine wear, the machine is to be replaced, as it is not possible to repair Alfa Laval Tofteborg Rotary Spray Head machines.

6.1 Service – Recommended Service Intervals

Inspection every 500 working hours. After 2000 working hours: inspection every 200 hours.

A service consists of:

0. At a pressure of 0.3 bar open a hatch in the tank to verify rotation and liquid fans are emerging from all slots. ATTENTION: Use only pure water at normal temperature for safety reasons.

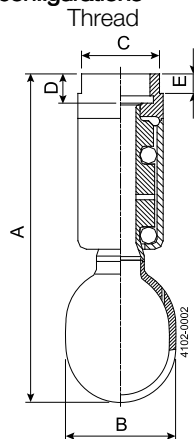
If needed proceed to 1).

1. Uninstall the machine.
 2. Visual inspection for foreign objects. Remove any objects and clean before rotation verification.
 3. Rotation verification by hand for free rotation.
 4. Reinstall machine.
 5. Fill in the Service Log.
-

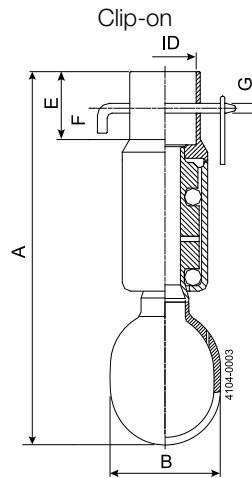
7.1 Alfa Laval Toftejorg MultiMidjet

Weight of machine:	Thread and clip-on: 0.50 kg. Weld-on: 0.90kg
Working pressure:	1-3 bar
Recommended inlet pressure:	2 bar
Maximum working temperature:	95°C (200°F)
Maximum ambient temperature:	140°C (284°F)
Wetting radius:	Maximum 3 m
Impact cleaning radius:	Maximum effective 1.4 m
Materials:	inlet connections: 1.4401 (316)
	bearing race parts: SAF 2205 (UNS31803)
	balls: AISI 316
	head: 1.4404 (AISI 316L)
Lubricant:	Self-lubricating with the cleaning fluid
Connections:	1/2" or 3/4" Rp (BSP) or NPT thread
	Clip-on: 1" ISO2037
	Weld-on: 1" ISO2037 or DN25 DIN11850-R2

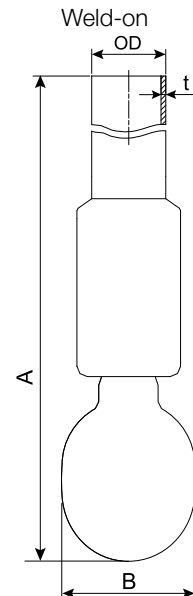
Standard configurations



TH
1/2" Rp (BSP)
3/4" Rp (BSP)
1/2" NPT
3/4" NPT



ID
ISO: ø25.3

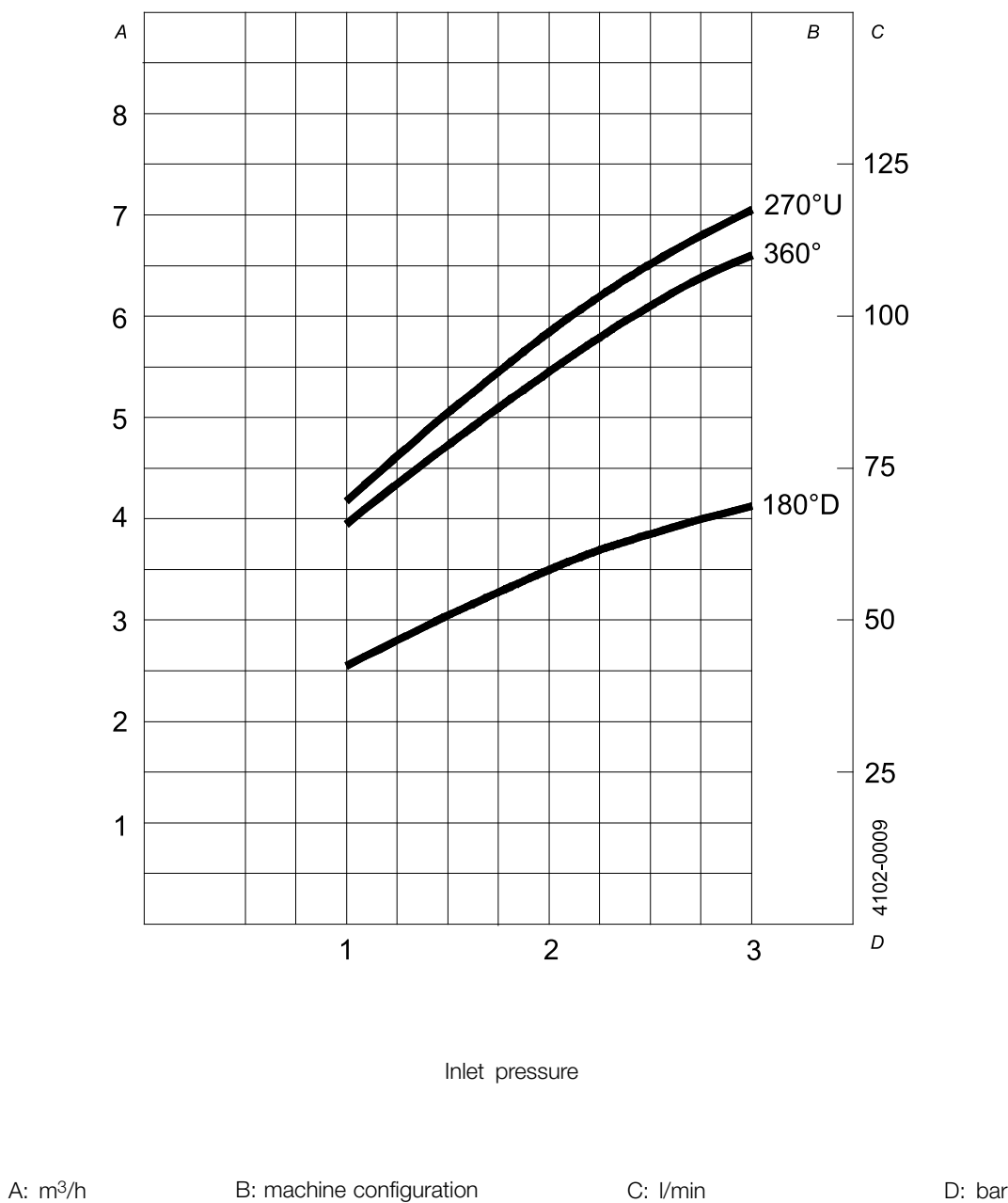


OD x t
ISO: ø25 x 1.6 mm
DIN Range 2: ø29 x 1.5 mm

Type	A	B	C	D	E	F	G
Thread	137(BSP), 150(NPT)	ø45	32	12(BSP), 25(NPT)	9(BSP) 22.5(NPT)		
Clip-on	155	ø45				15	ø4.2
Weld-on	500	ø45					

7 Technical Data

Flow rate)

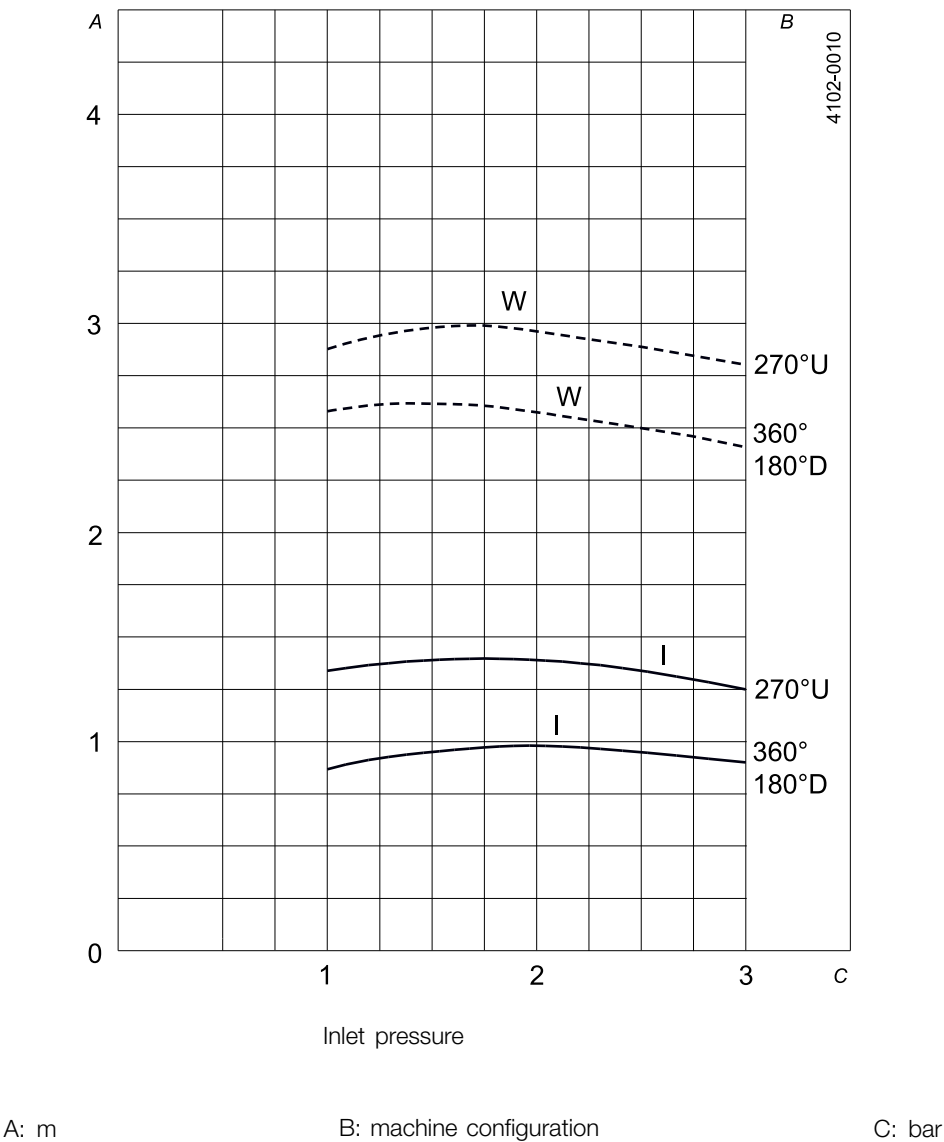


For Clip-on models, the flow rate is approximately 0.5 m³/h higher.

Note: The inlet pressure is measured immediately before the machine inlet. To achieve the performance indicated in the curves, the pressure drop in the supply lines between pump and machine must be considered.

Throw length

W: Wetting
I: Impact cleaning



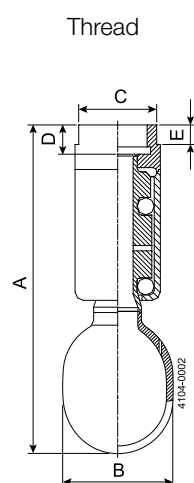
Note: The inlet pressure is measured immediately before the machine inlet. To achieve the performance indicated in the curves, the pressure drop in the supply lines between pump and machine must be considered.

7 Technical Data

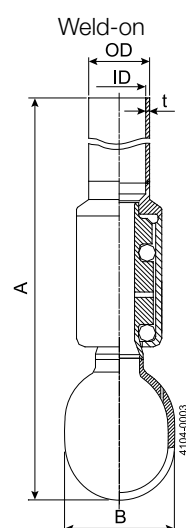
7.2 Alfa Laval Toftejorg MultiMagnum

Weight of machine:	Thread and clip-on: 0.90 kg. Weld-on: 2.5 kg	
Working pressure:	1-3 bar	
Recommended inlet pressure:	2 bar	
Maximum working temperature:	95°C (200°F)	
Maximum ambient temperature:	140°C (284°F)	
Wetting radius:	Maximum 3 m	
Impact cleaning radius:	Maximum effective 2 m	
Materials:	Inlet connections:	1.4401 (316)
	bearing race parts:	SAF 2205 (UNS31803)
	balls:	AISI 316
	head:	1.4404 (AISI 316L)
Lubricant:	Self-lubricating with the cleaning fluid	
Connections:	1 1/4" Rp (BSP) or NPT thread	
	Weld-on: 1 1/2" ISO2037 or DN40 DIN11850-R2	

Standard Configurations



TH
1 1/4" Rp (BSP)
1 1/4" npt

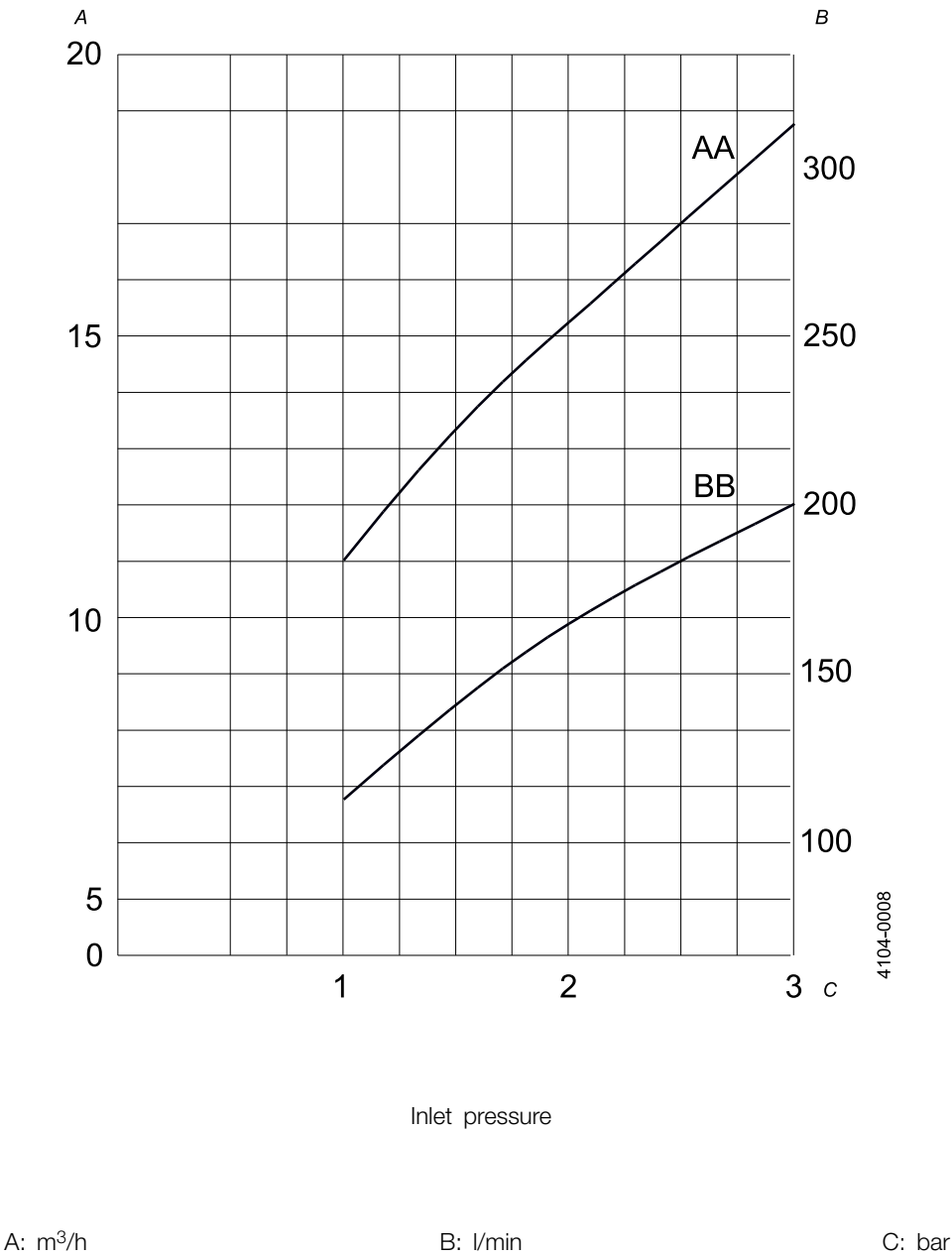


OD x t
ISO: ø38 x 1.6 mm
DIN Range 2: ø41 x 1.5 mm

Type	A	B	C	D	E
Thread	183	ø65	46	16	15
Weld-on	1000	ø65			

Flow rate)

AA: 360° 270°UP
BB: 180°



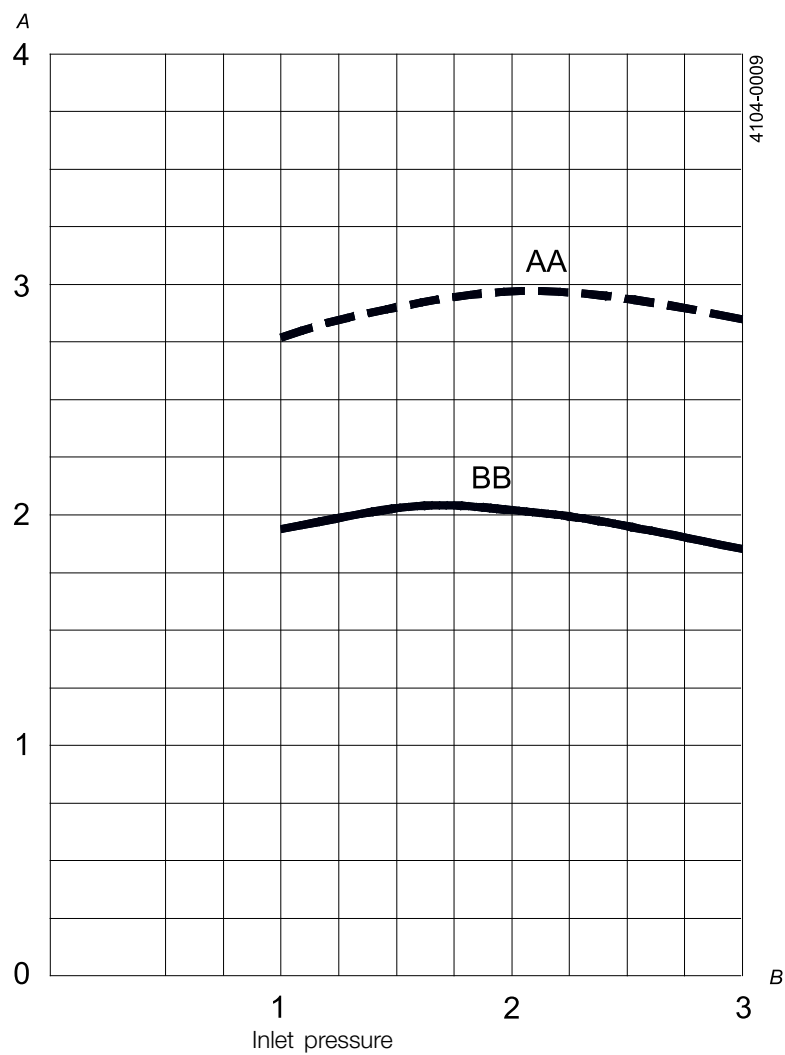
For Clip-on models, the flow rate is approximately 0.5 m³/h higher.

Note: The inlet pressure is measured immediately before the machine inlet. To achieve the performance indicated in the curves, the pressure drop in the supply lines between pump and machine must be considered.

7 Technical Data

Throw length

AA = Wetting. BB = Impact
cleaning
A: 360°, 270° UP, 180°
Down
B: 360°, 270° UP, 180°
Down



A: m

B: bar

Note: The inlet pressure is measured immediately before the machine inlet. To achieve the performance indicated in the curves, the pressure drop in the supply lines between pump and machine must be considered.

8 Product Programme

This manual covers the product programme for Alfa Laval Toftejorg MultiMidget and MultiMagnum.
For the different types of Alfa Laval Toftejorg MultiMidgets and MultiMagnums available, please see the following pages.

8.1 Product Programme

Alfa Laval Toftejorg MultiMidget, Clip-on

Surface finish: Semi bright

	Clip-on OD25, 1" ISO2037				
Spray pattern	Stainless steel				
360°	TE10M106				
180° Down					
270° Up	TE10B136				
220° up low flow					

Alfa Laval Toftejorg MultiMidget, Weld-on

Surface finish: Semi bright

		Weld-on OD25, 1" ISO2037	Weld-on DN25, DIN 11850-R2				
Spray pattern	Height (mm)	Stainless steel	Stainless steel				
360°	500	TE10M200	TE10M201				
180° Down	500	TE10M220	TE10M221				
270° Up	500	TE10M230	TE10M231				

Alfa Laval Toftejorg MultiMidget, Thread

Surface finish: Semi bright

	Thread-on ½" BSP	Thread-on ½" NPT	Thread-on ½" BSP	Thread-on ½" NPT
Spray pattern	Stainless steel	Stainless steel	Stainless steel	Stainless steel
360°	TE10M000	TE10M002	TE10M001	TE10M003
180° Down	TE10M020	TE10M022	TE10M021	TE10M023
270° Up	TE10M030	TE10M032	TE10M031	TE10M033

8 Product Programme

This manual covers the product programme for Alfa Laval Toftejorg MultiMidget and MultiMagnum.

For the different types of Alfa Laval Toftejorg MultiMidgets and MultiMagnums available, please see the following pages.

Alfa Laval Toftejorg MultiMagnum, Weld-on

Surface finish: Semi bright

		Weld-on OD38, 1½" ISO2037	Weld-on DN40, DIN 11850-R2				
Spray pattern	Height (mm)	Stainless steel	Stainless steel				
360°	1000	TE11M200	TE11M201				
180° Down	1000	TE11M220	TE11M221				
270° Up	1000	TE11M230	TE11M231				

Alfa Laval Toftejorg MultiMagnum, Thread

Surface finish: Semi bright

	Thread-on 1 1/4" BSP	Thread-on 1 1/4" NPT				
Spray pattern	Stainless steel	Stainless steel				
360°	TE11M000	TE11M002				
180° Down	TE11M020	TE11M022				
270° Up	TE11M030	TE11M032				

9.1 Service & Repair

Upon every return of a product, no matter if for modifications or repair, it is necessary to contact your local Alfa Laval office to guarantee a quick execution of your request.

You will receive instructions regarding the return procedure from your local Alfa Laval office. Be sure to follow the instructions closely.

9.2 How to contact Alfa Laval Kolding A/S

For further information please feel free to contact:

Alfa Laval Kolding A/S

31, Albuen - DK 6000 Kolding - Denmark

Registration number: 30938011

Tel switchboard: +45 79 32 22 00 - Fax switchboard: +45 79 32 25 80

www.toftejorg.com, www.alfalaval.dk - info.dk@alfalaval.com

Contact details for all countries are continually updated on our websites

How to contact Alfa Laval

Contact details for all countries are continually updated on our website.

Please visit www.alfalaval.com to access the information directly.

© Alfa Laval Corporate AB

This document and its contents is owned by Alfa Laval Corporate AB and protected by laws governing intellectual property and thereto related rights. It is the responsibility of the user of this document to comply with all applicable intellectual property laws. Without limiting any rights related to this document, no part of this document may be copied, reproduced or transmitted in any form or by any means (electronic, mechanical, photocopying, recording, or otherwise), or for any purpose, without the expressed permission of Alfa Laval Corporate AB. Alfa Laval Corporate AB will enforce its rights related to this document to the fullest extent of the law, including the seeking of criminal prosecution.