



Performance Curves

Alfa Laval SolidC-4, 50 Hz/60 Hz

Motor:	1500 rpm. synchron.	Motor:	3000 rpm. synchron.
Tolerance:	1800 rpm. synchron. ±8% for Q ±6% for H	Tolerance:	±8% for Q ±6% for H
Impeller, Max. dia.:	250 mm	Impeller, Max. dia.:	250 mm
Impeller, Min. dia.:	9.84" 200 mm	Impeller, Min. dia.:	200 mm
Pump inlet, Dia.:	7.87" 76 mm, DN 80	Pump inlet, Dia.:	76 mm, DN 80
Pump outlet, Dia.:	51 mm, DN 50 2", DN 50	Pump outlet, Dia.:	51 mm, DN 50

Performance data refer to water at 20 °C.

Performance data refer to water at 20 °C.

Performance data refer to water at 68 °F.

NOTE! The curves refer to motor: 4 kW, 1455 rpm. asynchr., 50 Hz. For smaller motors, reduce head (H) with: 3%.

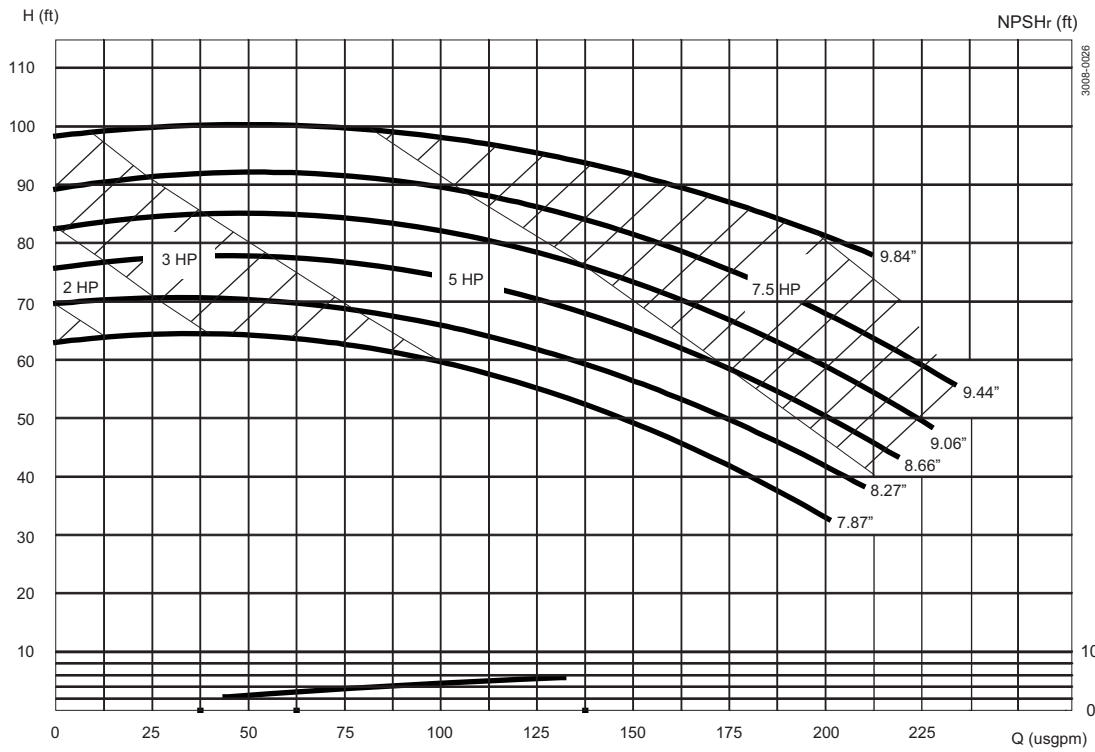
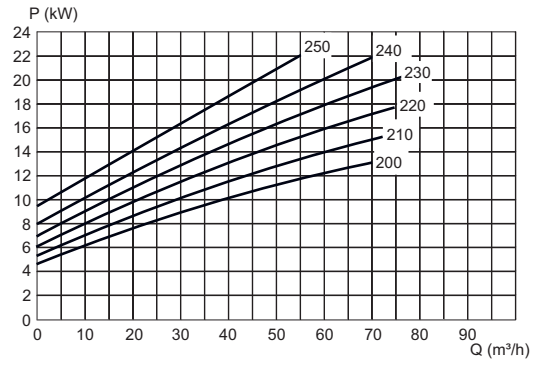
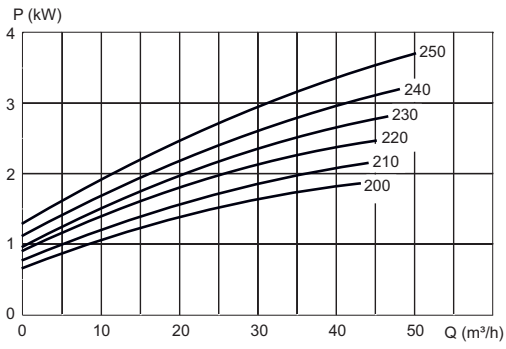
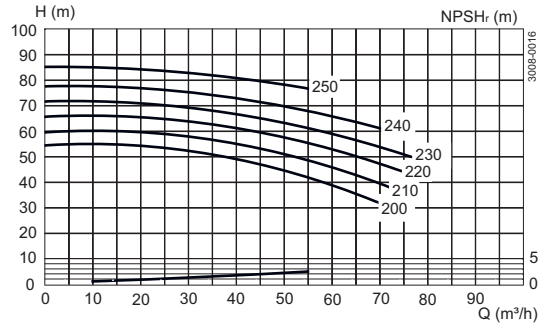
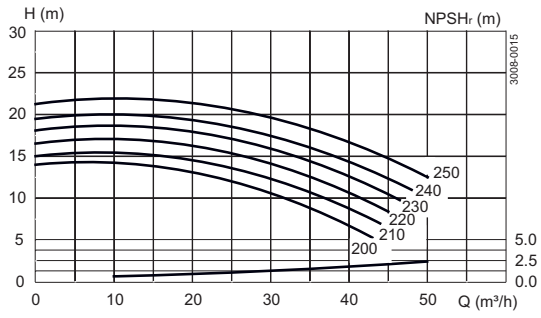
NOTE! The curves refer to motor: 22 kW, 2955 rpm. asynchr., 50 Hz. For smaller motors, reduce head (H) with: 3%.

NOTE! The curves refer to motor: 9.1 Hp, 1770 rpm. asynchr., 60 Hz.

For smaller motors, reduce head (H) with: 3%.

DO NOT FORGET THE SAFETY FACTOR.

DO NOT FORGET THE SAFETY FACTOR.



Alfa Laval reserves the right to change specifications without prior notification. ALFA LAVAL is a trademark registered and owned by Alfa Laval Corporate AB.

ESE01084EN 1507

© Alfa Laval

How to contact Alfa Laval

Contact details for all countries are continually updated on our website. Please visit www.alfalaval.com to access the information direct.