



## Performance Curves

### Alfa Laval SolidC-3, 50 Hz/60 Hz

Motor:	1500 rpm. synchr.	Motor:	3000 rpm. synchr.
Tolerance:	±8% for Q ±6% for H	Tolerance:	±8% for Q ±6% for H
Impeller, Max. dia.:	220 mm	Impeller, Max. dia.:	220 mm
Impeller, Min. dia.:	8.66" 170 mm	Impeller, Min. dia.:	170 mm
Pump inlet, Dia.:	6.69" 76 mm, DN 80	Pump inlet, Dia.:	76 mm, DN 80
Pump outlet, Dia.:	3", DN 80 38 mm, DN 40 1½", DN 40	Pump outlet, Dia.:	38 mm, DN 40

Performance data refer to water at 20 °C.

Performance data refer to water at 20 °C.

Performance data refer to water at 68 °F.

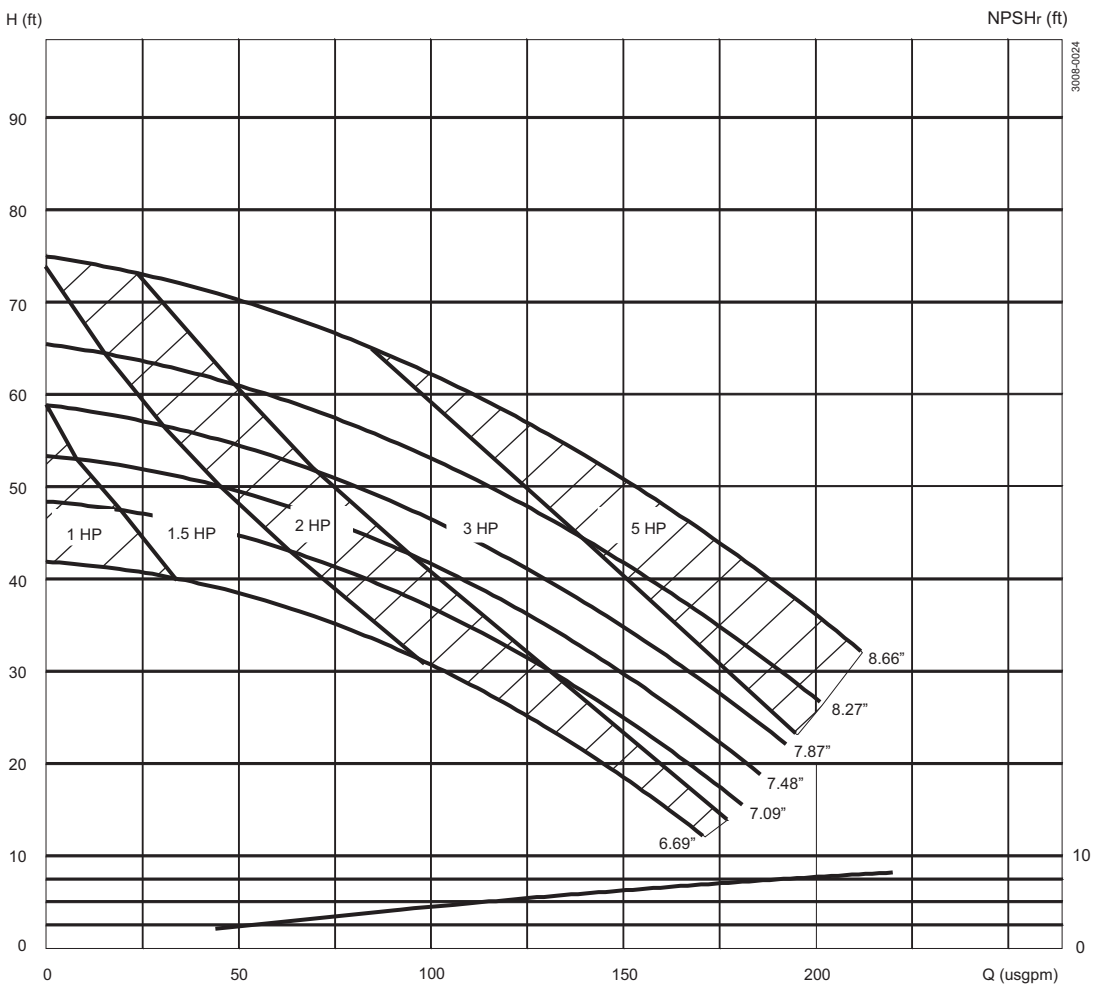
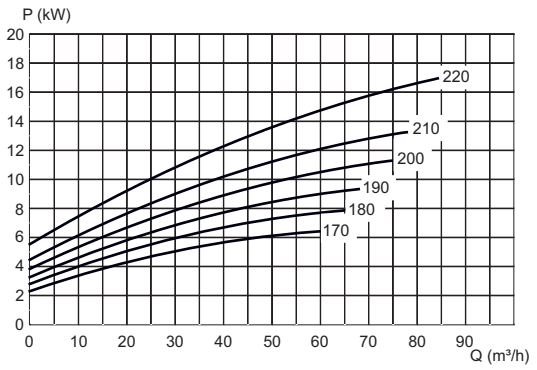
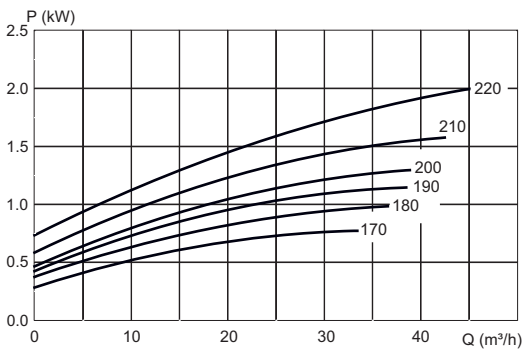
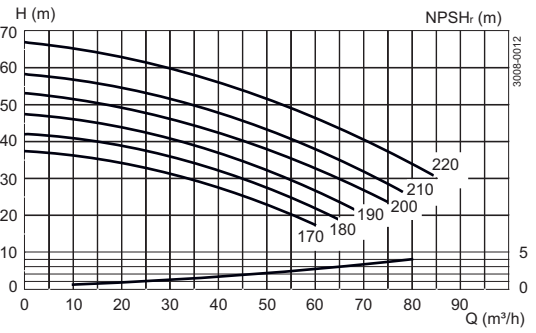
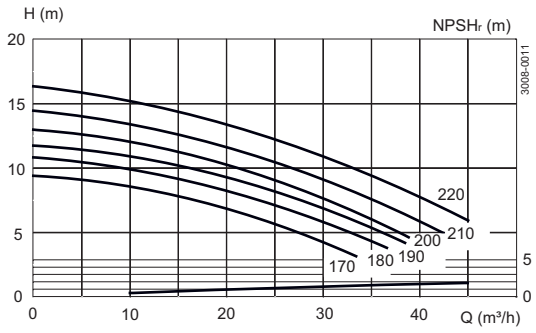
NOTE! The curves refer to motor: 3 kW, 1420 rpm. asynchr., 50 Hz. For smaller motors, reduce head (H) with: 3%.

NOTE! The curves refer to motor: 18.5 kW, 2960 rpm. asynchr., 50 Hz. For smaller motors, reduce head (H) with: 3%.

NOTE! The curves refer to motor: 8.4 Hp, 1720 rpm. asynchr., 60 Hz.

For smaller motors, reduce head (H) with: 3%.

DO NOT FORGET THE SAFETY FACTOR.



Alfa Laval reserves the right to change specifications without prior notification. ALFA LAVAL is a trademark registered and owned by Alfa Laval Corporate AB.

ESE01082EN 1507

© Alfa Laval

---

**How to contact Alfa Laval**

Contact details for all countries are continually updated on our website. Please visit [www.alfalaval.com](http://www.alfalaval.com) to access the information direct.