



## Performance Curves

### Alfa Laval LKH-5, 60 Hz

Motor:	<b>3600 rpm. synchr.</b> <del>1750rpm. synchr.</del>	Motor:	<b>1800 rpm. synchr.</b>
Tolerance:	±5%	Tolerance:	±5%
Impeller, Max. dia.:	132 mm	Impeller, Max. dia.:	132 mm
	5.197"		
Impeller, Min. dia.:	90 mm	Impeller, Min. dia.:	90 mm
	3.54"		
Pump inlet, Dia.:	51 mm, DN 50	Pump inlet, Dia.:	51 mm, DN 50
	2", DN 50		
Pump outlet, Dia.:	38 mm, DN 40	Pump outlet, Dia.:	38 mm, DN 40
	1½", DN 40		

Performance data refer to water at 20 °C.

Performance data refer to water at 20 °C.

Performance data refer to water at 68 °F.

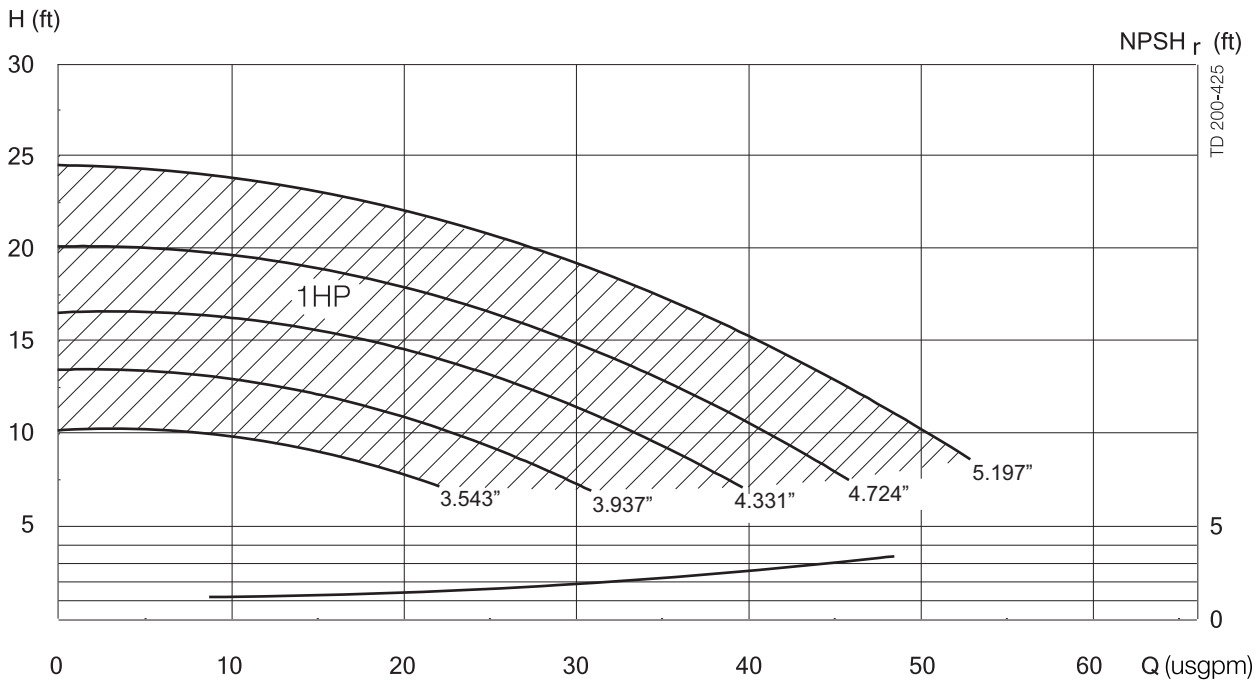
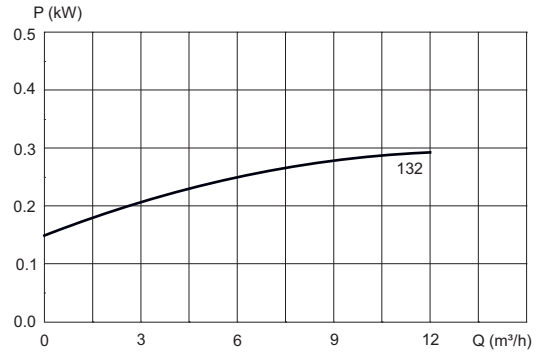
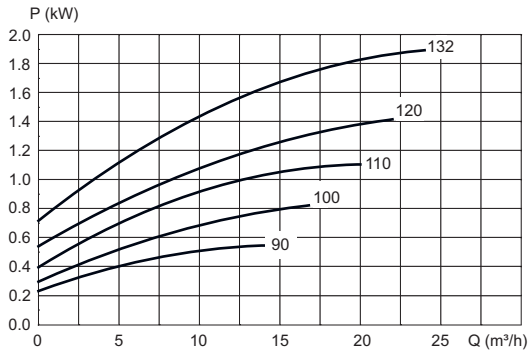
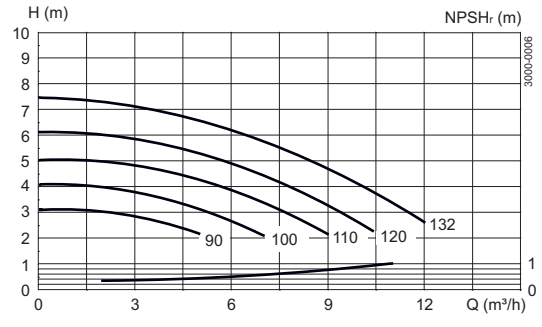
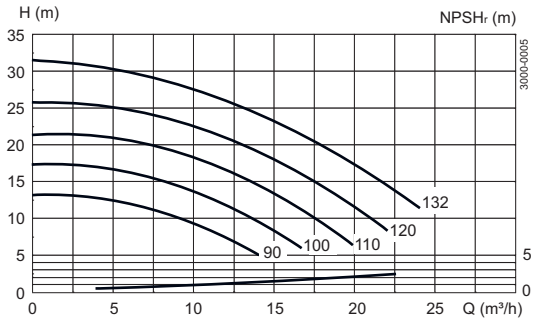
NOTE! The curves refer to motor: 2.5 kW, 3460 rpm. asynchr., 60 Hz. For smaller motors, reduce head (H) with: 3%.

NOTE! The curves refer to motor: 1.3 kW, 1700 rpm. asynchr., 60 Hz. For smaller motors, reduce head (H) with: 3%.

NOTE! The curves refer to motor: 1.7 Hp, 1700 rpm. asynchr., 60 Hz. For smaller motors, reduce head (H) with: 3%.

DO NOT FORGET THE SAFETY FACTOR.

DO NOT FORGET THE SAFETY FACTOR.



Alfa Laval reserves the right to change specifications without prior notification. ALFA LAVAL is a trademark registered and owned by Alfa Laval Corporate AB.

ESE01048EN 1507

© Alfa Laval

---

**How to contact Alfa Laval**

Contact details for all countries are continually updated on our website. Please visit [www.alfalaval.com](http://www.alfalaval.com) to access the information direct.