



Performance Curves

Alfa Laval LKH-5, 50 Hz-5, 60 Hz

Motor:	3000 rpm. synchron.	Motor:	1500 rpm. synchron.
	3600rpm. synchron.		
Tolerance:	±5%	Tolerance:	±5%
Impeller, Max. dia.:	132 mm	Impeller, Max. dia.:	132 mm
	5.197"		
Impeller, Min. dia.:	90 mm	Impeller, Min. dia.:	90 mm
	3.54"		
Pump inlet, Dia.:	51 mm, DN 50	Pump inlet, Dia.:	Dia.: 51 mm, DN 50
	2", DN 50		
Pump outlet, Dia.:	38 mm, DN 40	Pump outlet, Dia.:	Dia.: 38 mm, DN 40
	1½", DN 40		

Performance data refer to water at 20 °C.

Performance data refer to water at 20 °C.

Performance data refer to water at 68 °F.

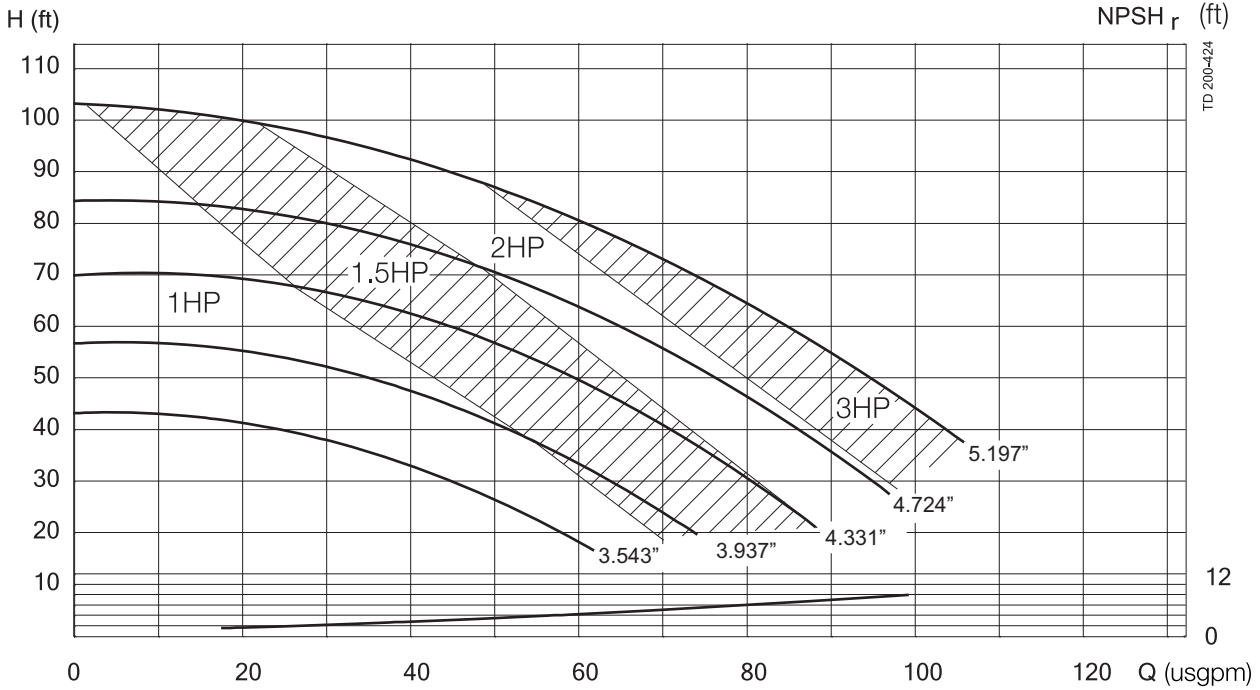
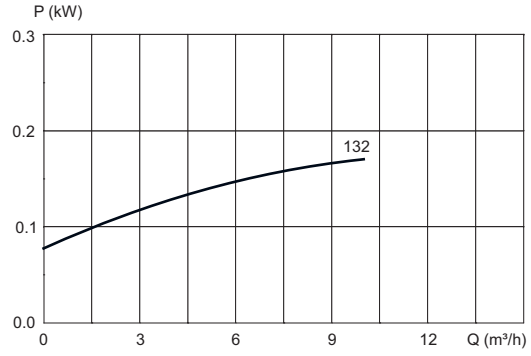
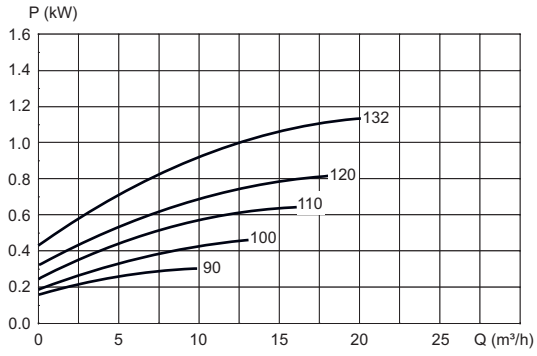
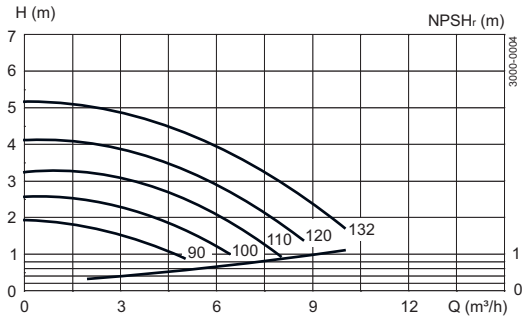
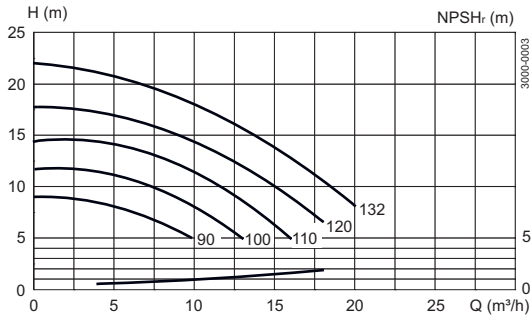
NOTE! The curves refer to motor: 1.5 kW, 2870 rpm. asynchr., 50 Hz. For smaller motors, reduce head (H) with: 3%.

NOTE! The curves refer to motor: 1.1 kW, 1410 rpm. asynchr., 50 Hz. For smaller motors, reduce head (H) with: 3%.

NOTE! The curves refer to motor: 3.4 Hp, 3460 rpm. asynchr., 60 Hz. For smaller motors, reduce head (H) with: 3%.

DO NOT FORGET THE SAFETY FACTOR.

DO NOT FORGET THE SAFETY FACTOR.



Alfa Laval reserves the right to change specifications without prior notification. ALFA LAVAL is a trademark registered and owned by Alfa Laval Corporate AB.

ESE01047EN 1507

© Alfa Laval

How to contact Alfa Laval

Contact details for all countries are continually updated on our website. Please visit www.alfalaval.com to access the information direct.