

Alfa Laval LKH Multi – Stage

Performance curves

LKH-110 Multi-Stage, 50 Hz/60 Hz

	50Hz
Motor:	3000 rpm. synchr.
Tolerance:	±5%.
Impeller, LKH-112:	2 x dia.: 163 mm
Impeller, LKH-113:	3 x dia.: 163 mm
Impeller, LKH-114:	4 x dia.: 163 mm
Pump inlet, Dia.:	51 mm, DN 50
Pump outlet, Dia.:	38 mm, DN 40
Performance data refer to water at 20 °C	

Note! The curves refer to max. motor:

LKH-112, 5.5 kW 2855 rpm. asynchr, 50 Hz.

LKH-113, 11 kW 2930 rpm. asynchr, 50 Hz.

LKH-114, 18.5 kW 2920 rpm. asynchr, 50 Hz.

For smaller motors, reduce head (H) by: 3%.



	60 Hz
Motor:	3600 rpm. synchr.
Tolerance:	±5%.
LKH-112:	2 x dia.: 163 mm
LKH-113:	3 x dia.: 163 mm
LKH-114:	4 x dia.: 163 mm
Pump inlet, Dia.:	51 mm, DN 50
Pump outlet, Dia.:	38 mm, DN 40
Performance data refer to water at 20 °C	

Note! The curves refer to max. motor:

LKH-112, 12.5 kW 3515 rpm. asynchr, 60 Hz.

LKH-113, 17 kW 3505 rpm. asynchr, 60 Hz.

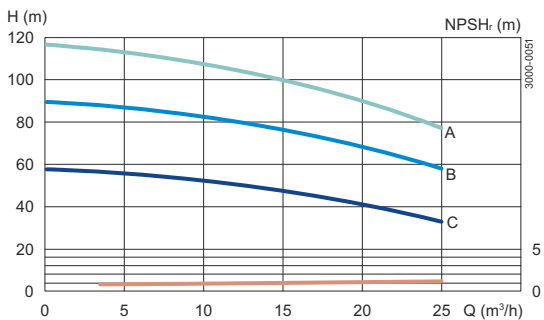
LKH-114, 21 kW 3510 rpm. asynchr, 60 Hz.

For smaller motors, reduce head (H) by: 3%.

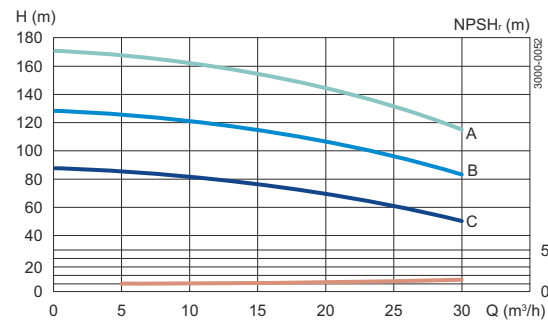


DO NOT FORGET THE SAFETY FACTOR

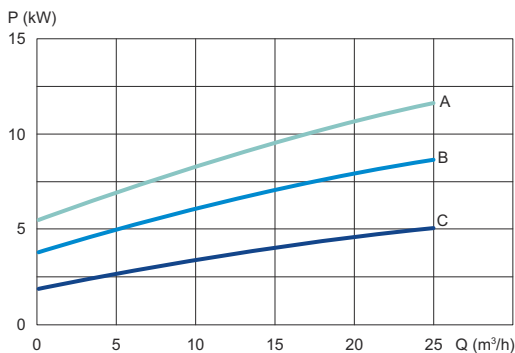
DO NOT FORGET THE SAFETY FACTOR



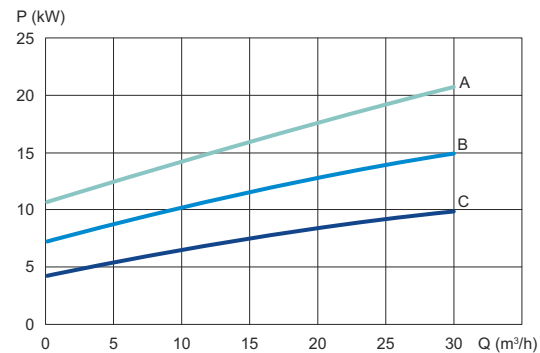
A = LKH-114
B = LKH-113
C = LKH-112



A = LKH-114
B = LKH-113
C = LKH-112



A = LKH-114
B = LKH-113
C = LKH-112



A = LKH-114
B = LKH-113
C = LKH-112

LKH-120/P Multi-Stage, 50/60 Hz

50Hz	
Motor:	3000 rpm. synchr.
Tolerance:	±5%.
Impeller, LKH-122/P:	206 mm
Impeller, LKH-123/P:	206 mm
Impeller, LKH-124/P:	206 mm
Pump inlet, Dia.:	76 mm, DN 80
Pump outlet, Dia.:	63.5 mm, DN 65
Performance data refer to water at 20 °C	



Note! The curves refer to max. motor:
 LKH-122/P, 22 kW, 2950 rpm. asynchr., 50 Hz
 LKH-123/P, 37 kW 2940 rpm. asynchr., 50 Hz
 LKH-124/P, 45 kW 2955 rpm. aysnchr., 50 Hz
 For smaller motors, reduce head (H) by 3%
 For inlet pressure > 10 bar, reduce head (H) by 5%

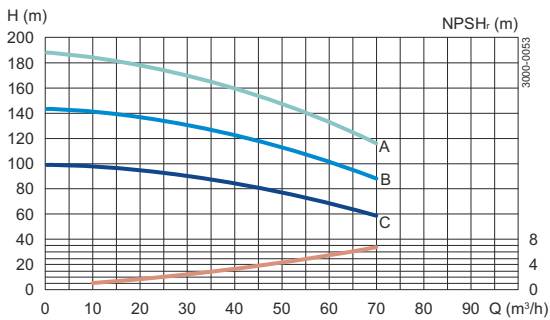
DO NOT FORGET THE SAFETY FACTOR

60 Hz	
Motor:	3600 rpm. synchr.
Tolerance:	±5%.
LKH-112:	206 mm
LKH-113:	206 mm
LKH-114:	206 mm
Pump inlet, Dia.:	76 mm, DN 80
Pump outlet, Dia.:	63.5 mm, DN 65
Performance data refer to water at 20 °C	

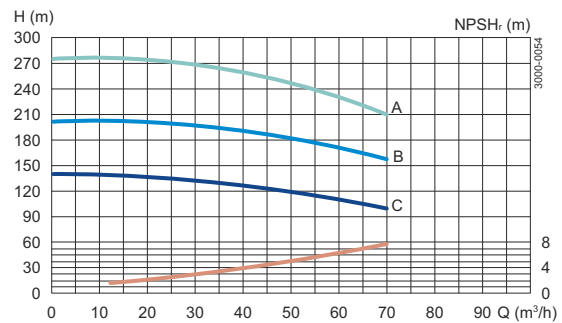


Note! The curves refer to max. motor:
 LKH-122/P, 37 kW, 3510 rpm. asynchr., 60 Hz
 LKH-123/P, 55 kW, 3540 rpm. asynchr., 60 Hz
 LKH-124/P, 75 kW 3570 rpm. aysnchr., 60 Hz
 For smaller motors, reduce head (H) by 3%
 For inlet pressure > 10 bar, reduce head (H) by 5%

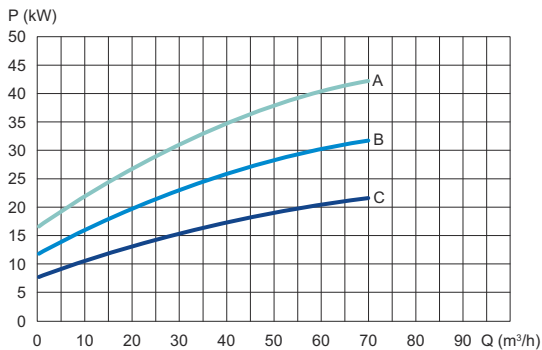
DO NOT FORGET THE SAFETY FACTOR



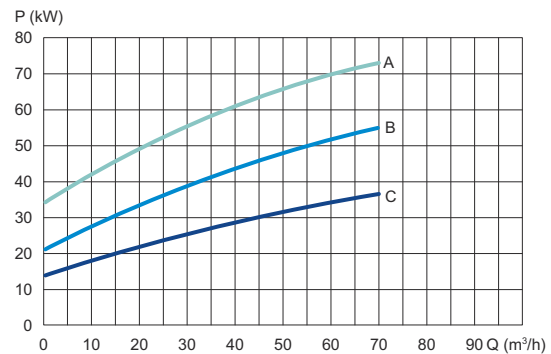
A = LKH-124/P
 B = LKH-123/P
 C = LKH-122/P



A = LKH-124/P
 B = LKH-123/P
 C = LKH-122/P



A = LKH-124/P
 B = LKH-123/P
 C = LKH-122/P



A = LKH-124/P
 B = LKH-123/P
 C = LKH-122/P

This document and its contents are subject to copyrights and other intellectual property rights owned by Alfa Laval Corporate AB. No part of this document may be copied, re-produced or transmitted in any form or by any means, or for any purpose, without Alfa Laval Corporate AB's prior express written permission. Information and services provided in this document are made as a benefit and service to the user, and no representations or warranties are made about the accuracy or suitability of this information and these services for any purpose. All rights are reserved.

How to contact Alfa Laval

Up-to-date Alfa Laval contact details for all countries are always available on our website at www.alfalaval.com