

Instruction Manual

Alfa Laval Pressure Gauge

TE67Dxxxxxxxxx

1. General information

1.1 Information on the Instruction manual

This Instruction manual contains important information on proper usage of the device. Read this instruction manual carefully before installing and starting up the pressure measuring device.

Adhere to the safety notes and operating instructions which are given in the instruction manual. Additionally applicable regulations regarding occupational safety, accident prevention as well as national installation standards and engineering rules must be complied with!

This instruction manual is part of the device, must be kept nearest its location, always accessible to all employees.

This instruction manual is copyrighted. The contents of this instruction manual reflect the version available at the time of printing. It has been issued to our best knowledge. However, errors may have occurred. Alfa Laval Kolding A/S is not liable for any incorrect statements and their effects.

- Technical modifications reserved –

1.2 Target group

WARNING! To avoid operator hazards and damages of the device, the following instructions have to be worked out by qualified technical personnel.

1.3 Limitation of liability

By non-observance of the instruction manual, inappropriate use, modification or damage, no liability is assumed and warranty claims will be excluded.

1.4 Intended use

The Alfa Laval Pressure Gauges TE67Pxxxxxxxxx have, according to the type, been developed for applications in overpressure and vacuum measurement. It is the operator's responsibility to check and verify the suitability of the device for the intended application. If any doubts remain, please contact our local Alfa Laval Company in order to ensure proper usage. Alfa Laval Kolding A/S is not liable for any incorrect selections and their effects.

Permissible media are gases or liquids, specified in the data sheet. In addition it has to be ensured, that this medium is compatible with the media wetted parts.

- The technical data listed in the current data sheet are engaging and must be complied with. If the data sheet is not available, please order or download it from our homepage (<http://www.alfalaval.com>)

* **WARNING!** Danger through improper usage

1.5 Package contents

Please verify that all listed parts are undamaged included in the delivery and check for consistency specified in our order:

- pressure gauge
- mounting instructions

2. Product identification

The device can be identified by its manufacturing label. It provides the most important data. By the ordering code the product can be clearly identified.

Fig. 1 manufacturing label, example



The manufacturing label must not be removed from the device.

3. Mechanical Installation

3.1 Mounting and safety instructions

- * **WARNING!** Install the device only when depressurized.
- * **WARNING!** This device may only be installed by qualified technical personnel who has read and understood the instruction manual!

Handle this high-sensitive precision measuring device with care, both in packed and unpacked condition!
There are no modification/changes to be made on the device.
Do not throw the package/device!

To avoid damaging the instrument, remove packaging and protective cap directly before starting assembly. The delivered protective cap has to be stored!

Place the protective cap on the pressure post again immediately after disassembling.

Do not use any force when installing the device to prevent damage of the device and the plant!

3.2 General installation steps

Carefully remove the pressure measuring device from the package and dispose of the package properly.

4. Initial start-up

- * **WARNING!** Before start-up, the user has to check for proper installation and for any visible defects.
- * **WARNING!** The device can be started and operated by authorized personnel only, who have read and understood the instruction manual.
- * **WARNING!** The device has to be used within the technical specifications only! (Compare the data in the data sheet)

5. Placing out of service

- * **WARNING!** Disassemble the device only in pressure less condition!
- * **WARNING!** Depending on the medium, it may cause danger for the user. Comply therefore with adequate precautions for purification.

6. Maintenance

In principle, this device is maintenance-free. If desired, the housing of the device can be cleaned using a damp cloth and non-aggressive cleaning solutions.

Instruction Manual
Alfa Laval Pressure Gauge
TE67Dxxxxxxxxx

7. Service / Repair

7.1 Return

Upon every return of the device, no matter if for recalibration, decalcification, modifications or repair, it is necessary to contact your local Alfa Laval office to guarantee a quick execution of your request.

Please inform us by sending an email to:

Alteq.PartsandService@alfalaval.com.

Include the number of devices sent and request a Return Number. Afterwards clean the device, pack it shatterproof and send it to Alfa Laval Kolding A/S indicating the Return Number.

8. Warranty conditions

The warranty conditions are subject to the legal warranty period of 12 months from the date of delivery. In case of improper use, modifications of or damages to the device, we do not accept warranty claims. Damaged diaphragms will also not be accepted. Furthermore, defects due to normal wear are not subject to warranty services.

How to contact Alfa Laval Tank Equipment A/S

For further information please feel free to contact:

Alfa Laval Kolding A/S

PO Box 802

6000 Kolding

Denmark

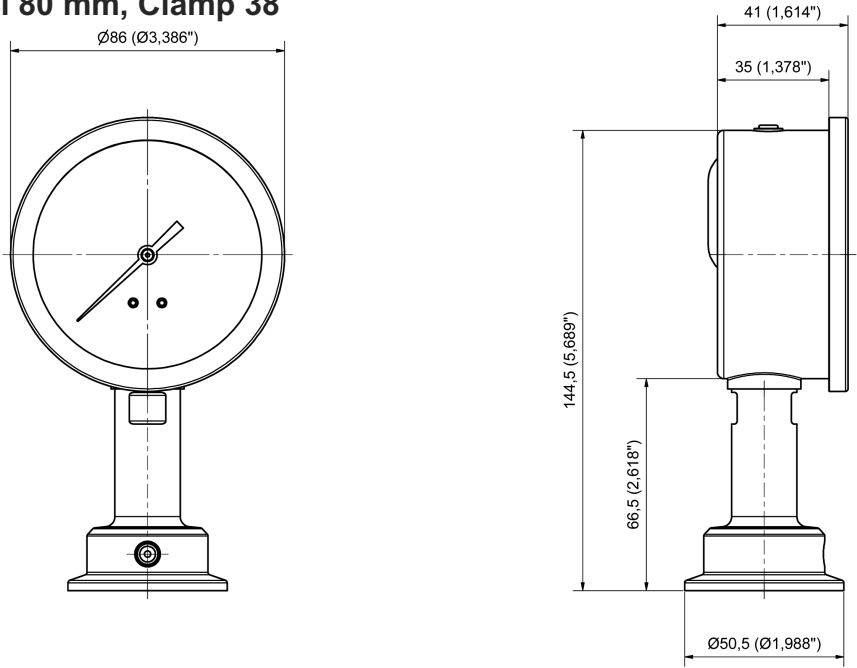
Phone no.: +45 79 322200, Fax no.: +45 79 322580

www.alfalaval.com

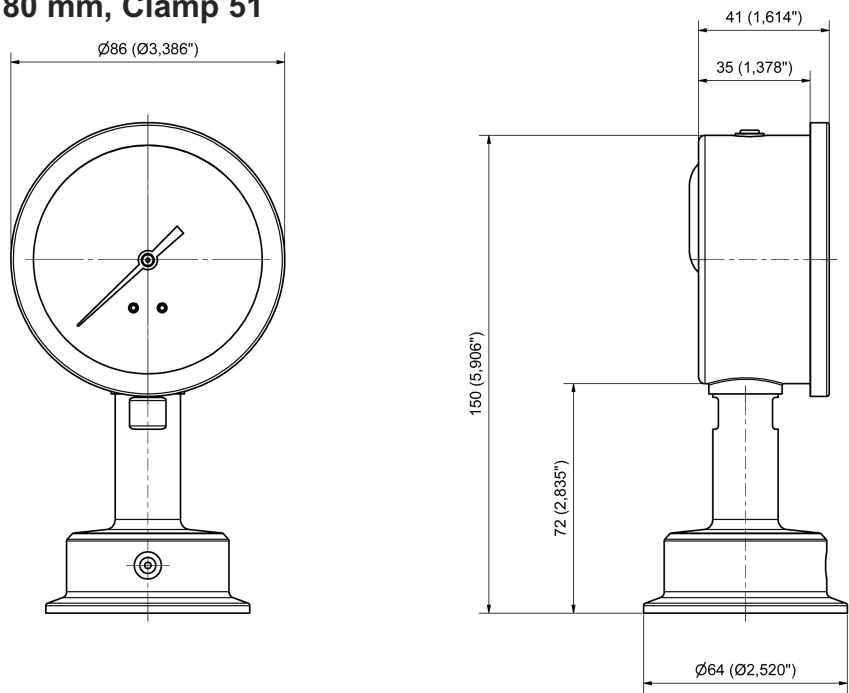
© Alfa Laval Corporate AB

This document and its contents is owned by Alfa Laval Corporate AB and protected by laws governing intellectual property and thereto related rights. It is the responsibility of the user of this document to comply with all applicable intellectual property laws. Without limiting any rights related to this document, no part of this document may be copied, reproduced or transmitted in any form or by any means (electronic, mechanical, photocopying, recording, or otherwise), or for any purpose, without the expressed permission of Alfa Laval Corporate AB. Alfa Laval Corporate AB will enforce its rights related to this document to the fullest extent of the law, including the seeking of criminal prosecution.

TE67Dx1xxxxx6x Dial 80 mm, Clamp 38



TE67Dx2xxxxx6x Dial 80 mm, Clamp 51

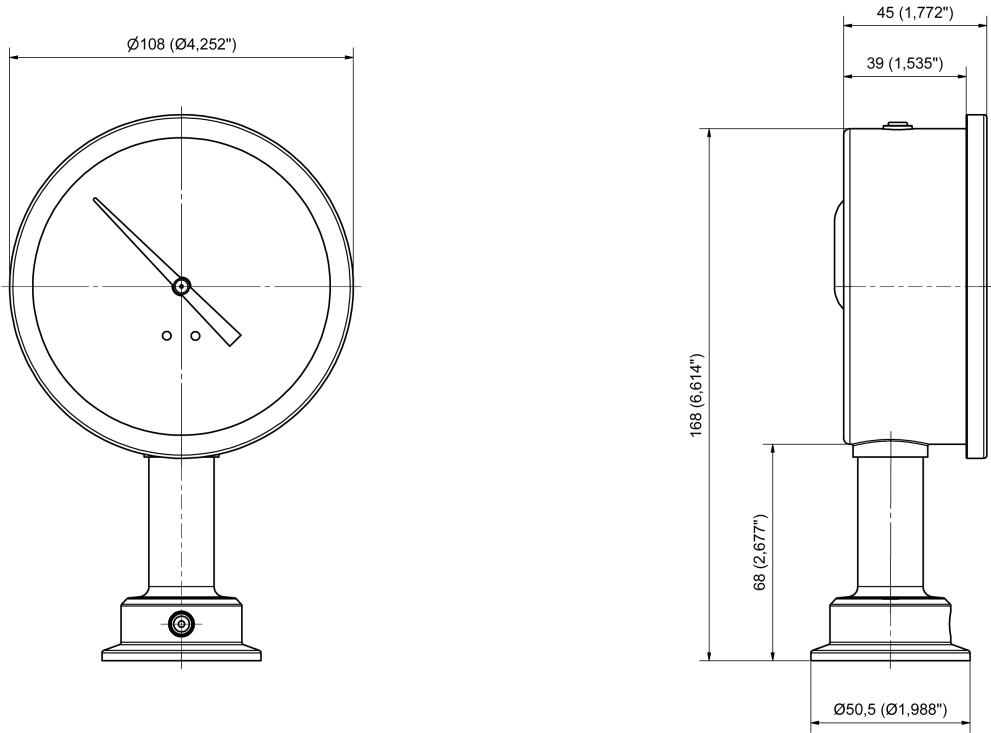


Specifications

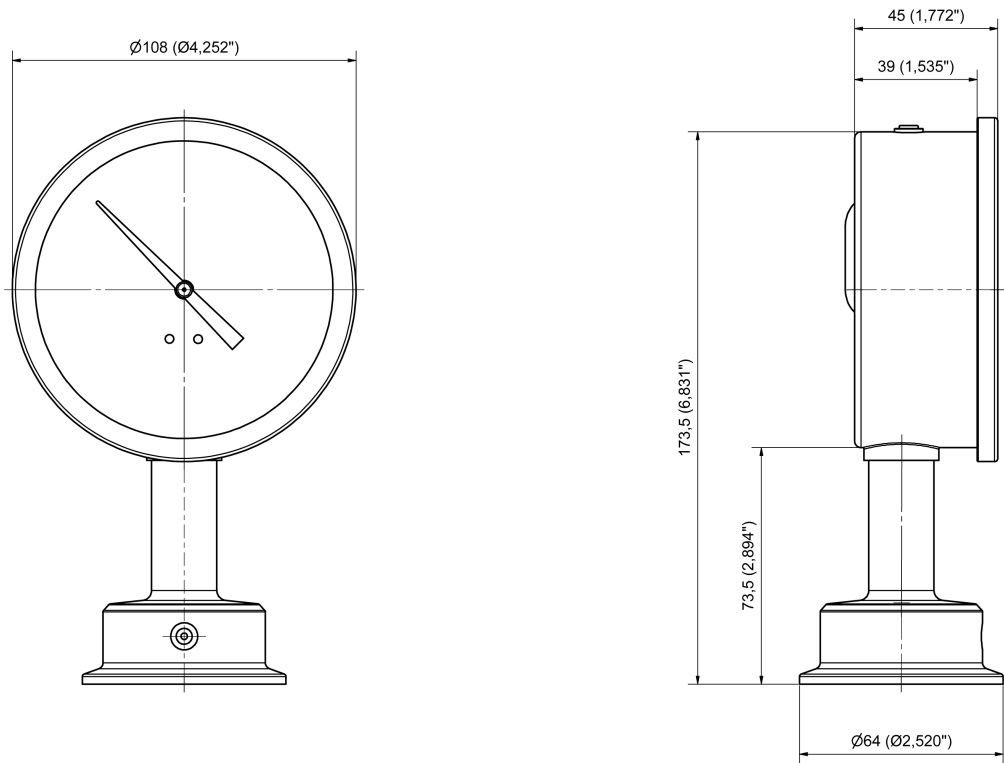
Case material	AISI 304
Window	PC (unbreakable)
Bezel	AISI 304
Liquid filling	Glycerine
Transmission fluid	Silicone oil
Overload pressure	130% of full span
Accuracy	Class 1 (at 20°C) acc. to EN 13190: 2001
Thermal drift	+/- 0,4% per +/- 10°C
Approvals	Conforms to EN 837-1 and PED 97-23 CE

Measuring range (bar/kPa or bar/psi)
-1 to +1,5 bar (-14,5 to +22 psi)
-1 to +3 bar (-14,5 to +45 psi)
0 to +2.5 bar (0 to +40 psi)
0 to +4 bar (0 to +60 psi)
0 to +6 bar (0 to +90 psi)
0 to +10 bar (0 to +150 psi)
0 to +16 bar (0 to +230 psi)
0 to +25 bar (0 to +360 psi)
0 to +40 bar (0 to +600 psi)
0 to +60 bar (0 to +870 psi)

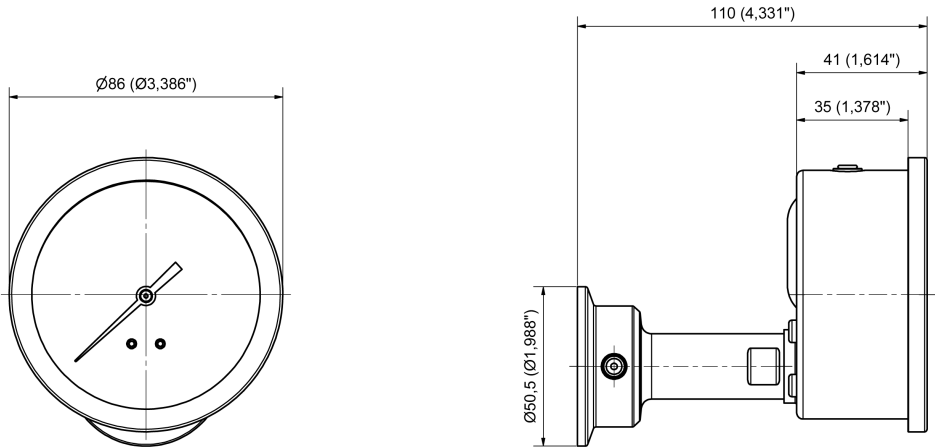
TE67Dx1xxxxx4x Dial 100 mm, Clamp 38



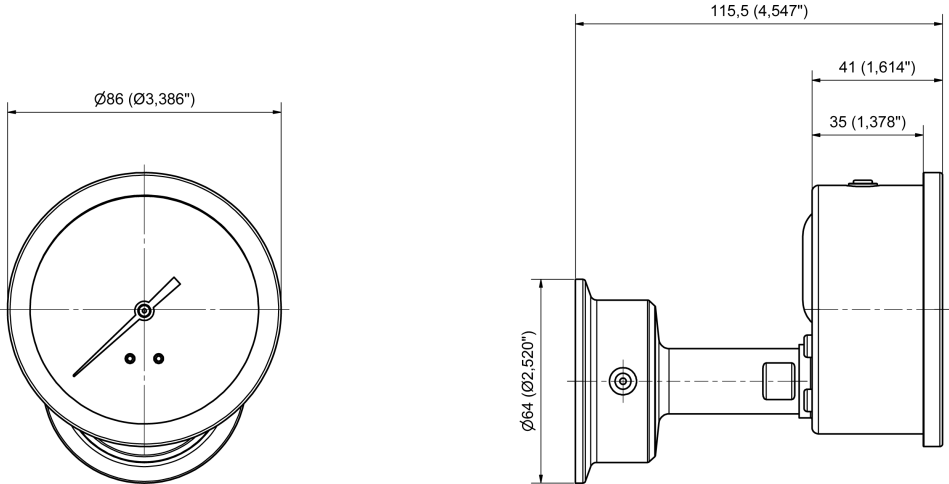
TE67Dx2xxxxx4x Dial 100 mm, Clamp 51



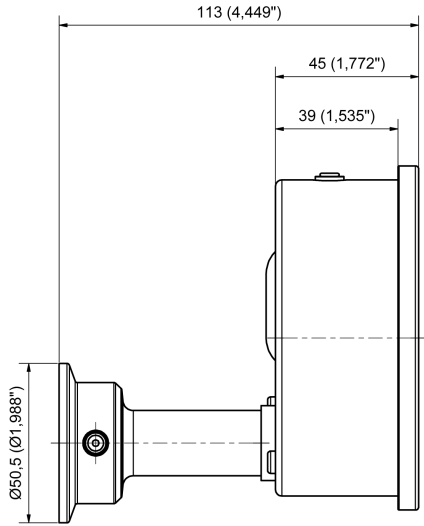
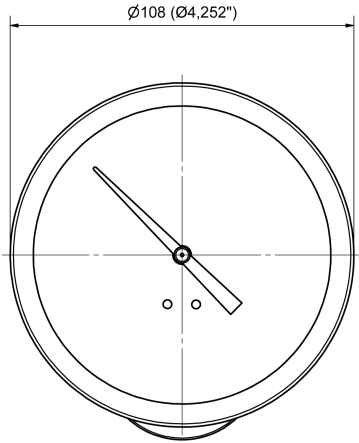
TE67Dx1xxxxx7x Dial 80 mm, Clamp 38



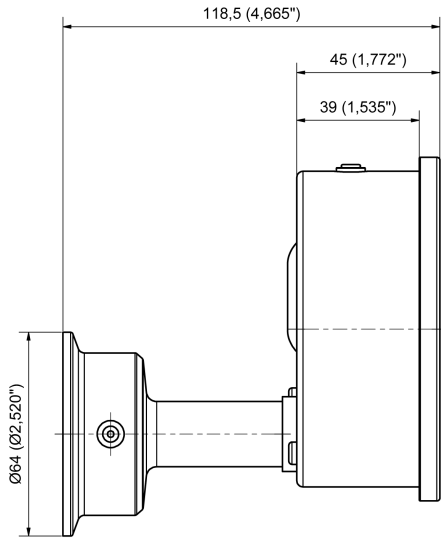
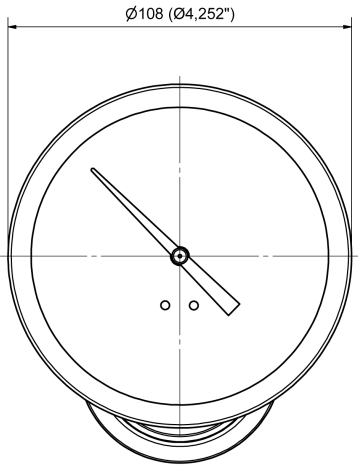
TE67Dx2xxxxx7x Dial 80 mm, Clamp 51



TE67Dxxxxxxx5x Dial 100 mm, Clamp 38



TE67Dx2xxxxxx5x Dial 100 mm, Clamp 51



Ordering Key Table	Pressure Gauge	
Description	Option	Item Nr. Code
Measuring Range	-1 to 1,5 bar (-14,5 -21,76 psi)	TE67D1xxxxxxxx
	0-4 bar (0 - 58 psi)	TE67D2xxxxxxxx
	0-10 bar (0-145 psi)	TE67D3xxxxxxxx
	0-16 bar (0-232 psi)	TE67D4xxxxxxxx
	0-40 bar (0-580 psi)	TE67D5xxxxxxxx
	0-60 bar (0-870 psi)	TE67D6xxxxxxxx
	-1 to 3 bar (-14,5 - 43,5 psi)	TE67D7xxxxxxxx
	0-2,5 bar (0-36,3 psi)	TE67D8xxxxxxxx
	0-6 bar (0-87 psi)	TE67D9xxxxxxxx
Process Connection	Clamp DN 38 (ISO2852) / Clamp DN 40 (DIN32676)	TE67Dx1xxxxxxxx
	Clamp DN 50 (ISO2852) / Clamp DN 51 (DIN32676)	TE67Dx2xxxxxxxx
Surface Finish Wetted Parts	Ra<0,8µ	TE67Dxx3xxxxxx
	Ra<0,4µ (Electropolished)	TE67Dxx2xxxxxx
Wetted Part Material	AISI316L	TE67Dxxx1xxxxx
	Teflon	TE67Dxxx2xxxxx
Power Supply	N/A	TE67Dxxxx0xxxx
Scale	Bar/Kpa	TE67Dxxxx0xxx
	Bar/Psi	TE67Dxxxx1xxx
Accuracy	K1	TE67Dxxxxx1xx
Others	Dial 80 bottom connection	TE67Dxxxxxxx6x
	Dial 80 back connection	TE67Dxxxxxxx7x
	Dial 100 bottom connection	TE67Dxxxxxxx4x
	Dial 100 back connection	TE67Dxxxxxxx5x
Certificates	Calibration Certificate	TE67Dxxxxxxxx1
	3.1 Certificate	TE67Dxxxxxxxx2
	3.1. Certificate + 3A	TE67Dxxxxxxxx3
	3A	TE67Dxxxxxxxx4
	Calibration Certificate + 3A	TE67Dxxxxxxxx5
	Calibration Certificate + 3.1. Certificate	TE67Dxxxxxxxx6
	Calibration Certificate + 3.1. Certificate + 3A	TE67Dxxxxxxxx7
	N/A	TE67Dxxxxxxxx0

Initially Issued: 8/24/2011

Authorization No.: 1612



This Is To Certify That

Alfa Laval Tank Equipment A/S
Baldershoj 19, 2635 Ishoj, DENMARK

Is hereby authorized to continue to apply the 3-A Symbol to the models of equipment, conforming to 3-A Sanitary Standards for:

Sensors and Sensor Fittings and Connections, Number: 74-03, set forth below:

Model Designations: Pressure Gauge Type 67Dxxxxxxxx3, 4, 5, or 7, and
Thermometer Type 67Fxxxxxxxx3, 4, 5, or 7.

Valid through: December 31, 2011

Timothy R. Rugh

Executive Director, 3-A Sanitary Standards, Inc.

The issuance of this authorization for the use of the 3-A Symbol is based upon the voluntary certification, by the applicant for it, that the equipment listed above complies fully with the 3-A Sanitary Standards designated. Legal responsibility for compliance is solely that of the holder of this Certificate of Authorization, and 3-A Sanitary Standards, Inc. does not warrant that the holder of an authorization at all times complies with the provisions of the said 3-A Sanitary Standards. This in no way affects the responsibility of 3-A Sanitary Standards, Inc. to take appropriate action in such cases in which evidence of nonconformance has been established.

Next TPV Inspection/Report due: May 2014

SILFAR® 350

DIMETHICONE / SILICONE FLUID

Product description

Structural formula:



SILFAR® 350 is a polydimethylsiloxane obtained by hydrolysis and polycondensation of dichlorodimethylsilane and chlorotrimethylsilane. The degree of polymerization (n) is such that the mean kinematic viscosity is 350mm²/s at 25°C.

Properties

SILFAR® 350 complies with the requirements set down in the monographs "Dimeticone" (EP) and "Dimethicone" (USP / NF). Wacker explicitly rules out the use of SILFAR® 350 for parenteral applications.

SILFAR® 350 conforms with FDA 21 CFR § 173.340 "Defoaming Agents" as a "Secondary Direct Food Additive Permitted in Food for Human Consumption."

SILFAR® 350 is listed in the Directive 95/2/EC and amendments under E 900 polydimethylsiloxane and is therefore approved as direct food additive within the EC under observance of the restrictions in force for polydimethylsiloxane (E 900).

SILFAR® 350 complies with the Recommendation "XV Silicones" of the BfR concerning the manufacture of essential commodities that have contact with food.

SILFAR® 350 meets the criteria for an exemption from the requirements of a tolerance when used as an additive in pesticide formulations to be applied to growing crops or raw agricultural commodities after harvest as specified in 40 CR 180.960.

National regulations applicable in the countries concerned must be observed.

Application

SILFAR® 350 is used both in the pharmaceutical and food sectors. In the pharmaceutical sector it is used in antifatulence and antacid preparations. It acts as an

antifoam agent to prevent or relieve flatulence in the alimentary canal and forms a protective lining on e.g. the gastric mucous membrane.

SILFAR® 350 may be used to make tablets and coated tablets. It is often combined with fermentation preparations.

SILFAR® 350 is also used to control foam in fermentation and downstream processes, such as active-ingredient extraction and solvent recovery, especially when USP/EP compliant products are mandatory.

In the food sector, SILFAR® 350 is used predominantly to control foam in lipophilic systems (foods rich in oil or fat, e.g. deep-frying oil) or for surface treatment. SILFAR® 350 also serves as the base material in the production of antifoams compliant with the regulations pertaining to food for human consumption.

Storage

The 'Best use before end' date of each batch is shown on the product label.

Storage beyond the date specified on the label does not necessarily mean that the product is no longer usable. In this case however, the properties required for the intended use must be checked for quality assurance reasons.

Additional information

Produced according ISO 9001, ISO 14001

Safety notes

Comprehensive instructions are given in the corresponding Material Safety Data Sheets. They are available on request from WACKER subsidiaries or may be printed via WACKER web site <http://www.wacker.com>.

Product data

Typical general characteristics	Inspection Method	Value
Appearance		clear, colorless and odorless
Density at 25 °C	DIN 51757	0,965 - 0,973 g/cm ³
Viscosity, kinematic at 25 °C	DIN 53018	333 - 363 mm ² /s
Refractive index at 25°C		1,402 - 1,404
Volatility	USP	max. 0,3 %
Acidity (direct titration)		max. 5 mg/kg
Solidifying point		-50 °C
Flash point	ISO 2592	> 300 °C
Ignition temperature (liquids)	DIN 51794	approx. 450 °C

These figures are only intended as a guide and should not be used in preparing specifications.

The data presented in this leaflet are in accordance with the present state of our knowledge, but do not absolve the user from carefully checking all supplies immediately on receipt. We reserve the right to alter product constants within the scope of technical progress or new developments. The recommendations made in this leaflet should be checked by preliminary trials because of conditions during processing over which we have no control, especially where other companies' raw materials are also being used. The recommendations do not absolve the user from the obligation of investigating the possibility of infringement of third parties' rights and, if necessary, clarifying the position. Recommendations for use do not constitute a warranty, either express or implied, of the fitness or suitability of the products for a particular purpose.

The management system has been certified according to DIN EN ISO 9001 and DIN EN ISO 14001

WACKER is a trademark of Wacker Chemie AG.
SILFAR® is a trademark of Wacker Chemie AG

For technical, quality, or product safety questions, please contact:

Wacker Chemie AG
Hanns-Seidel-Platz 4
81737 München, Germany
info.silicones@wacker.com

www.wacker.com